



**A G E N D A**

**SEQUOIA HEALTHCARE DISTRICT  
REGULAR BOARD OF DIRECTORS MEETING  
4:30 PM, Wednesday, April 3, 2024  
Conference Room, 525 Veterans Boulevard  
Redwood City, CA 94063**

This meeting will be held in person at 525 Veteran’s Boulevard in Redwood City with access available via Zoom teleconference. To join the meeting from your cellphone dial [\(669\) 900-9128](tel:6699009128) and enter meeting ID: [837 5452 9528](https://us02web.zoom.us/j/83754529528) or join from a computer to <https://us02web.zoom.us/j/83754529528>. Additional information regarding the meeting can be located at our website: [www.seqhd.org](http://www.seqhd.org)

- |        |  |           |
|--------|--|-----------|
|        | 1. Call To Order And Roll Call   | 4:30-4:40 |
|        | 2. Public Comment On Non-Agenda Items*   |           |
| ACTION | 3. Consent Calendar - President Nayfack  |           |
|        | a. Approve February 7, 2024 Regular Meeting Minutes  |           |
|        | b. Accept January And February 2024 Financial Statements   |           |
|        | 4. CEO/Staff Reports:  |           |
|        | a. Kurtzman, Bratton, Wasson, Garcia   | 4:40-5:00 |
|        | 5. New Business  |           |
|        | a. Update On Status Of Ravenswood Dental Clinic Flood Plain Requirements<br>And Costs- Luisa Buada and Scott Peterson  | 5:00-5:10 |
|        | b. Update On Building Purchase For District Offices- Ms. Kurtzman and Trask<br>Leonard   | 5:10-5:25 |
| ACTION | c. Consider Grant Request From Samaritan House for 3-Year Grant (July 2024 -<br>June 2027) For \$5,651,261 To Support Clinical Services- Dr. Baldeep Singh   | 5:25-5:40 |
| ACTION | d. Consider Additional Grant To Second Harvest For \$500,000 To Help Meet The<br>Increased Demand For Emergency Food Provisions- Sunita Jethmalani and<br>Leslie Bacho   | 5:40-5:55 |
|        | e. Report on 2023-24 School Health Outcomes And 2025 Priorities- Ms. Wasson and<br>guests, Kristen Sevillia, Stephen Emmi, and Sheila Brar   | 5:55-6:20 |
| BREAK  | 10 minutes recess  |           |
| ACTION | f. Consider Grant Request from Redwood City Together Of Up To \$150,000<br>For Continued Funding Of Pace Program- Rafael Avendano  | 6:30-6:45 |
| ACTION | g. Consider Replacing Outdated AED Units Previously Placed In Schools And<br>Community Settings At A Cost Of Up To \$265,000- Ms. Kurtzman   | 6:45-7:00 |
|        | h. Presentation And Discussion Of Prop 1 (Amends Mental Health Services Act)<br>- Ms. Bratton  | 7:00-7:15 |
| ACTION | i. Approve Amendments To Employment Contract Of District's Chief Executive<br>Officer- Dr. Nayfack   | 7:15-7:20 |
| ACTION | j. Director Requests For Future Agenda Items Per Board Policy 8.3<br>- President Nayfack   |           |
| ACTION | 6. Adjourn to Closed Session For The Purpose Of:<br>CONFERENCE WITH REAL PROPERTY NEGOTIATORS (Government Code Section 54956.8)<br>Property: 525 Veterans Blvd., Redwood City Agency. Negotiators: Pamela Kurtzman, CEO,<br>and Mark Hudak, Legal Counsel. Negotiating Parties: Ravenswood Family Health Network.<br>Under negotiation: Terms of lease including rent, length of term, tenant improvement<br>allowance, and services to be provided. | 7:30-___  |

ACTION 7. Reconvene To Open Session: Announce Any Reportable Action Taken In Closed Session.

ACTION 8. Adjourn  
The Next Special Meeting Of The Board Of Directors Of Sequoia Healthcare District is Scheduled For 4:30 PM, Wednesday, April 24, 2024, District Conference Room, 525 Veterans Blvd., Redwood City, CA 94063

Aaron Nayfack, MD - Board President

\*Public comment will be taken for each agenda item prior to the board's consideration on that item.

Any writings or documents provided to a majority of the Board of Directors regarding any item on this agenda will be made available for public inspection at the District office, 525 Veterans Blvd., Redwood City, CA, during normal business hours. Please telephone 650-421-2155 ext 201 to arrange an appointment.

If you are an individual with a disability and need accommodation to participate in this meeting, please contact Sequoia Healthcare District at least 48-hours in advance at 650-421-2155 ext 201.

**MINUTES OF REGULAR MEETING  
BOARD OF DIRECTORS  
SEQUOIA HEALTHCARE DISTRICT  
February 7, 2024  
Conference Room, 525 Veterans Boulevard  
Redwood City, CA 94063**

**DRAFT**

<b><u>Directors Present</u></b> Director Fong Director Griffin Director Martinez Director Nayfack Director Shefren	<b><u>Directors Excused</u></b>	<b><u>Also Present</u></b> Pamela Kurtzman, CEO Mr. Hudak, Legal Counsel Ms. Stamper, Recorder
<b><u>1. Call to Order and Roll Call</u></b>		
President Nayfack called the meeting to order at 4:00PM. Roll call attendance was taken. A quorum was present.		
<b><u>2. Public Comment On Closed Session Items:</u></b>		
President Nayfack asked if there was any public comment on closed session items. There was no comment.		
<b><u>3. Adjourn to Closed Session</u></b>		
Adjourn to Closed Session For The Purpose Of: a. CONFERENCE WITH REAL PROPERTY NEGOTIATORS (Government Code Section 54956.8) Property: 525 Veterans Blvd., Redwood City Agency. Negotiators: Pamela Kurtzman, CEO, and Mark Hudak, Legal Counsel. Negotiating Parties: Ravenswood Family Health Network. Under negotiation: Terms of lease including rent, length of term, tenant improvement allowance, and services to be provided.		
<b><u>4. Reconvene To Open Session:</u></b>		
There was no reportable action taken in closed session.		
<b><u>5. Public Comment/Non-Agenda Items</u></b>		
President Nayfack asked if there was any public comment on non-agenda items. Board members wished Mr. Fong, Ms. Griffin, Mr. Martinez and Ms. Kurtzman a happy birthday.		
<b><u>6. Consent Calendar</u></b>		
<b>Motion:</b> to approve the December 6, 2023 regular meeting minutes. <b>By:</b> Director Griffin <b>Seconded by:</b> Director Fong <b>Vote:</b> Ayes - Fong, Griffin, Nayfack, Shefren Nos -- Abstain -- Absent -- Martinez <b>Motion Passed: 4-0-0-1</b>		
<b>Motion:</b> to approve the November and December 2023 Financial Statements.		

**DRAFT**

**By:** Director Shefren  
**Seconded by:** Director Fong  
**Vote:** Ayes - Fong, Griffin, Nayfack, Shefren  
Nos --  
Abstain --  
Absent -- Martinez  
**Motion Passed: 4-0-0-1**

**7.a. Consider Grant Request From CWAE For Up To \$138,000  
For Integrative Wellness Program For Educators**

President Nayfack asked if there was public comment on this agenda item. There was none.

Mr. Schectman of CWAE shared a video regarding the stress educators experience that leads to burnout. CWAE would like funding for a wellness program pilot, followed by a 10-week wellness program.

Director Martinez joined the meeting during the presentation at 4:47PM

Director Shefren would like CWAE to approach the schools to assist with financing the program.

**Motion:** To approve a grant for CWAE for up to \$138,000 for an Integrative Wellness Program for Educators.

**By:** Director Nayfack  
**Seconded by:** Director Griffin  
**Vote:** Ayes - Fong, Griffin, Martinez, Nayfack, Shefren  
Nos --  
Abstain --  
Absent --  
**Motion Passed: 5-0**

**7.b. Consider Grant Request From EPiC For \$45,379  
For Emergency Preparedness Trailer And Supplies**

President Nayfack asked if there was public comment on this agenda item. There was none.

Selena Brown, EPiC President and Woodside Fire Protection District Emergency Preparedness Coordinator, spoke with the Board regarding the need for an additional emergency response trailer due to the vast area their district covers and the isolation of their residents. A lot of their area has one road access in/out. They currently have a CERT trailer stationed in the city of Portola Valley and an additional trailer in the city of Woodside, and are requesting the funds to purchase and supply a trailer to be stationed on Skyline Blvd.

**Motion:** To approve a grant for EPiC for \$45,379 for an emergency preparedness trailer and supplies.

**By:** Director Griffin  
**Seconded by:** Director Nayfack  
**Vote:** Ayes - Fong, Griffin, Martinez, Nayfack, Shefren  
Nos --  
Abstain --  
Absent --  
**Motion Passed: 5-0**

DRAFT

**7.c. Consider Adoption Of Resolution 24-1 Authorizing Lease Of 525 Veterans Boulevard, Redwood City To Ravenswood Family Health Network For Conversion To A Dental Clinic, Approving Tenant Improvement Allowance Of \$5,500,000, And Authorizing Retention Of A Consulting Architect**

This item was tabled to a later board meeting.

**7.d. Report On Performance Of District Investment Portfolio**

President Nayfack asked if there was public comment on this agenda item. There was none.

Mr. Andrew Lin of SIA presented an evaluation of the performance of District investments in Schwab. Our investments last calendar year returned 5.76%. The Year To Date bond markets are down but we are up .12% as of January 31, 2024. The District started 2023 with \$31M in investments. With the increase in market value and the investment of additional funds during the year, the District ended the year with a value of \$39.9M.

**7.e. Consider Increase Of District Contribution To CalPERS Employee Health Insurance Premium From \$2,300 To \$2,600**

President Nayfack asked if there was public comment on this agenda item. There was none.

On July 18, 2023, CalPERS announced that it would be increasing health premiums on its plans by 7-13% for calendar year 2024. The increased premium costs are a financial burden for District staff struggling with the high cost of living in the Bay Area. Staff requested that the District raise the cap for health insurance benefit from \$2,300 per month to \$2,600 per month.

**Motion:** To approve an increase to the employee health benefit cap to \$2600 per month.

**By:** Director Shefren

**Seconded by:** Director Nayfack

**Vote:** Ayes - Fong, Griffin, Martinez, Nayfack, Shefren

Nos --

Abstain --

Absent --

**Motion Passed: 5-0**

**7.f. Approve Amendments To Employment Contract Of District's Chief Executive Officer**

This item was tabled to a later board meeting.

**7.g. Director Requests for Future Agenda Items per Board Policy 8.3**

President Nayfack asked Directors for any requests for future agenda items.

Directors requested an update on LAFCO and Proposition 1, which will be on the next agenda. Director Shefren would like a discussion of the time of Board meetings. Director Griffin would like a presentation on the status of the joint funds with Dignity Health.

**8. CEO/Staff Reports**

CEO Kurtzman presented the state of the district report and answered Board members questions.

Friday, March 15<sup>th</sup> Samaritan House is hosting a 50<sup>th</sup> Anniversary celebration.

**DRAFT**

Ms. Bratton's report is included in the packet.

Ms. Garcia's report is included in the packet and she will be updating the website.

Ms. Wasson's report is included in the packet.

**9. Adjourn**

**Motion:** To adjourn the meeting at 6:47PM.

**By:** Director Griffin

**Seconded by:** Director Martinez

**All in favor**

**Motion Passed**

The next regular meeting of the Board of Directors of Sequoia Healthcare District is scheduled for 4:30 PM, Wednesday, April 3, 2024, District Conference Room, 525 Veterans Blvd., Redwood City, CA.

Respectfully Submitted,

Kim Griffin, R.N.  
Secretary

Sequoia Healthcare District  
**Balance Sheet - by Month**  
As of February 29, 2024

	Jul 31, 23	Aug 31, 23	Sep 30, 23	Oct 31, 23	Nov 30, 23	Dec 31, 23	Jan 31, 24	Feb 29, 24
<b>ASSETS</b>								
<b>Current Assets</b>								
<b>Checking/Savings</b>								
10150-1 · Cash (WF-MMA)	147.37	0.00	0.00	0.00	0.00	0.00	0.00	0.00
10200-1 · Cash (WF)	722,661.61	49,609.80	284,809.03	1,019,623.11	1,774,596.93	12,388,613.82	3,624,064.57	2,269,841.69
10201-1 · Cash In Schwab	175,094.16	175,094.16	175,094.16	175,094.16	175,094.16	175,094.16	175,094.16	175,094.16
10250-1 · Cash from Investments	314,916.70	314,916.70	314,916.70	314,916.70	314,916.70	314,916.70	314,916.70	314,916.70
10300-1 · Cash Equivalents #6621	10,999,092.22	11,029,832.22	10,985,457.22	11,003,957.22	11,164,022.22	11,322,289.22	11,379,848.22	11,344,136.22
10350-1 · Schwab Acct#2739	30,299,861.95	29,603,754.95	29,117,093.95	27,681,472.95	27,982,673.95	28,245,541.95	33,378,421.95	33,298,545.95
10430-3 · Pension Money Market Fund	84,374.19	84,374.19	84,374.19	84,374.19	84,374.19	84,374.19	84,374.19	84,374.19
10490-1 · HFSA funding & deductions								
10491-1 · HSA Savings Fund	5,350.50	8,424.36	8,830.22	9,532.77	9,771.78	10,249.34	10,787.84	11,385.39
10492-1 · HFSA Pretax Deduction	-4,822.82	-5,764.08	-7,175.97	-8,117.23	-9,058.49	-9,999.75	-10,692.03	-11,384.31
<b>Total 10490-1 · HFSA funding &amp; deductions</b>	<b>527.68</b>	<b>2,660.28</b>	<b>1,654.25</b>	<b>1,415.54</b>	<b>713.29</b>	<b>249.59</b>	<b>95.81</b>	<b>1.08</b>
<b>Total Checking/Savings</b>	<b>42,596,675.88</b>	<b>41,260,242.30</b>	<b>40,963,399.50</b>	<b>40,280,853.87</b>	<b>41,496,391.44</b>	<b>52,531,079.63</b>	<b>48,956,815.60</b>	<b>47,486,909.99</b>
<b>Other Current Assets</b>								
10550-1 · Interest Receivable	188,949.45	188,949.45	188,949.45	188,949.45	188,949.45	188,949.45	188,949.45	188,949.45
10555-1 · DH Settlement Rec./Interst	135,477.33	135,477.33	135,477.33	135,477.33	135,477.33	135,477.33	135,477.33	135,477.33
10551-1 · DH Settlement	7,146,057.00	7,146,057.00	7,146,057.00	7,146,057.00	7,146,057.00	6,868,304.00	6,868,304.00	6,868,304.00
10400-3 · Pension Assets-Vanguard	50,127,939.95	50,127,939.95	50,127,939.95	50,127,939.95	50,127,939.95	50,127,939.95	50,127,939.95	50,127,939.95
10410-3 · Investment In Insurance Company	3,862,533.00	3,862,533.00	3,862,533.00	3,862,533.00	3,862,533.00	3,862,533.00	3,862,533.00	3,862,533.00
10500-4 · Pension Contribution Rcvble	23,974,259.00	23,974,259.00	23,974,259.00	23,974,259.00	23,974,259.00	23,974,259.00	23,974,259.00	23,974,259.00
<b>Total Other Current Assets</b>	<b>85,435,215.73</b>	<b>85,435,215.73</b>	<b>85,435,215.73</b>	<b>85,435,215.73</b>	<b>85,435,215.73</b>	<b>85,157,462.73</b>	<b>85,157,462.73</b>	<b>85,157,462.73</b>
<b>Total Current Assets</b>	<b>128,031,891.61</b>	<b>126,695,458.03</b>	<b>126,398,615.23</b>	<b>125,716,069.60</b>	<b>126,931,607.17</b>	<b>137,688,542.36</b>	<b>134,114,278.33</b>	<b>132,644,372.72</b>
<b>Fixed Assets</b>								
12100-2 · Land	138,927.00	138,927.00	138,927.00	138,927.00	138,927.00	138,927.00	138,927.00	138,927.00
12110-2 · Land Improvements	144,158.05	144,158.05	144,158.05	144,158.05	144,158.05	144,158.05	144,158.05	144,158.05
12340-2 · Improvements-Classroom	83,410.44	83,410.44	83,410.44	83,410.44	83,410.44	83,410.44	83,410.44	83,410.44
12300-2 · Buildings	1,249,382.30	1,249,382.30	1,249,382.30	1,249,382.30	1,249,382.30	1,249,382.30	1,249,382.30	1,249,382.30
12310-2 · Building Improvements	547,329.57	547,329.57	547,329.57	547,329.57	547,329.57	547,329.57	547,329.57	547,329.57
12350-2 · Tenant Improvements	215,113.29	215,113.29	215,113.29	215,113.29	215,113.29	215,113.29	215,113.29	215,113.29
12400-2 · Equipment	76,222.26	76,222.26	76,222.26	76,222.26	76,222.26	76,222.26	76,222.26	76,222.26
12410-2 · Furniture	28,259.91	28,259.91	28,259.91	28,259.91	28,259.91	28,259.91	28,259.91	28,259.91
12500-2 · Accumulated Depreciation	-2,244,637.66	-2,248,594.31	-2,252,550.96	-2,256,507.61	-2,260,464.26	-2,264,420.91	-2,268,377.56	-2,272,334.21
<b>Total Fixed Assets</b>	<b>238,165.16</b>	<b>234,208.51</b>	<b>230,251.86</b>	<b>226,295.21</b>	<b>222,338.56</b>	<b>218,381.91</b>	<b>214,425.26</b>	<b>210,468.61</b>
<b>Other Assets</b>								
15000-4 · Deferred Outflows - Pensions	3,030,763.00	3,030,763.00	3,030,763.00	3,030,763.00	3,030,763.00	3,030,763.00	3,030,763.00	3,030,763.00
<b>Total Other Assets</b>	<b>3,030,763.00</b>	<b>3,030,763.00</b>	<b>3,030,763.00</b>	<b>3,030,763.00</b>	<b>3,030,763.00</b>	<b>3,030,763.00</b>	<b>3,030,763.00</b>	<b>3,030,763.00</b>
<b>TOTAL ASSETS</b>	<b>131,300,819.77</b>	<b>129,960,429.54</b>	<b>129,659,630.09</b>	<b>128,973,127.81</b>	<b>130,184,708.73</b>	<b>140,937,687.27</b>	<b>137,359,466.59</b>	<b>135,885,604.33</b>
<b>LIABILITIES &amp; EQUITY</b>								
<b>Liabilities</b>								
<b>Current Liabilities</b>								
<b>Accounts Payable</b>								
20000-1 · Accounts Payable	512,644.47	511,211.00	526,571.33	510,215.53	511,211.00	510,548.15	348,168.28	348,168.28
<b>Total Accounts Payable</b>	<b>512,644.47</b>	<b>511,211.00</b>	<b>526,571.33</b>	<b>510,215.53</b>	<b>511,211.00</b>	<b>510,548.15</b>	<b>348,168.28</b>	<b>348,168.28</b>
<b>Other Current Liabilities</b>								
20001-2 · Deposit Payable	3,565.00	3,565.00	3,565.00	3,565.00	3,565.00	3,565.00	3,565.00	3,565.00
20200-1 · HSI Grants Payable	987,071.48	0.00	0.00	0.00	0.00	0.00	0.00	0.00
23100-4 · Compensated Absences - Current	15,623.69	15,623.69	15,623.69	15,623.69	15,623.69	15,623.69	15,623.69	15,623.69

Sequoia Healthcare District  
**Balance Sheet - by Month**  
As of February 29, 2024

	Jul 31, 23	Aug 31, 23	Sep 30, 23	Oct 31, 23	Nov 30, 23	Dec 31, 23	Jan 31, 24	Feb 29, 24
<b>Total Other Current Liabilities</b>	1,006,260.17	19,188.69	19,188.69	19,188.69	19,188.69	19,188.69	19,188.69	19,188.69
<b>Total Current Liabilities</b>	1,518,904.64	530,399.69	545,760.02	529,404.22	530,399.69	529,736.84	367,356.97	367,356.97
<b>Long Term Liabilities</b>								
23200-4 · Compensated Absences - L/T	36,571.82	36,571.82	36,571.82	36,571.82	36,571.82	36,571.82	36,571.82	36,571.82
22000-4 · Pension Contribution Payable	26,445,937.00	26,445,937.00	26,445,937.00	26,445,937.00	26,445,937.00	26,445,937.00	26,445,937.00	26,445,937.00
25020-1 · Unavailable Revenue	8,529,623.07	8,529,623.07	8,529,623.07	8,529,623.07	8,529,623.07	8,529,623.07	8,529,623.07	8,529,623.07
25030-4 · Unavailable Revenue Offset	-8,529,623.07	-8,529,623.07	-8,529,623.07	-8,529,623.07	-8,529,623.07	-8,529,623.07	-8,529,623.07	-8,529,623.07
<b>Total Long Term Liabilities</b>	26,482,508.82	26,482,508.82	26,482,508.82	26,482,508.82	26,482,508.82	26,482,508.82	26,482,508.82	26,482,508.82
<b>Total Liabilities</b>	28,001,413.46	27,012,908.51	27,028,268.84	27,011,913.04	27,012,908.51	27,012,245.66	26,849,865.79	26,849,865.79
<b>Equity</b>								
32000-1 · Retained Earnings-General	34,107,622.35	34,107,622.35	34,107,622.35	34,107,622.35	34,107,622.35	34,107,622.35	34,107,622.35	34,107,622.35
39003-2 · Invested in Capital Assets	238,556.86	238,556.86	238,556.86	238,556.86	238,556.86	238,556.86	238,556.86	238,556.86
39004-3 · Fiduciary Fund Balance	72,994,801.00	72,994,801.00	72,994,801.00	72,994,801.00	72,994,801.00	72,994,801.00	72,994,801.00	72,994,801.00
Net Income	-4,041,573.90	-4,393,459.18	-4,709,618.96	-5,379,765.44	-4,169,179.99	6,584,461.40	3,168,620.59	1,694,758.33
<b>Total Equity</b>	103,299,406.31	102,947,521.03	102,631,361.25	101,961,214.77	103,171,800.22	113,925,441.61	110,509,600.80	109,035,738.54
<b>TOTAL LIABILITIES &amp; EQUITY</b>	<b>131,300,819.77</b>	<b>129,960,429.54</b>	<b>129,659,630.09</b>	<b>128,973,127.81</b>	<b>130,184,708.73</b>	<b>140,937,687.27</b>	<b>137,359,466.59</b>	<b>135,885,604.33</b>



Sequoia Healthcare District  
Profit & Loss - by Month  
July 2023 through February 2024

	Jul 23	Aug 23	Sep 23	Oct 23	Nov 23	Dec 23	Jan 24	Feb 24	TOTAL
<b>Ordinary Income/Expense</b>									
<b>Income</b>									
40300-2 · Rental Income	800.00	800.00	800.00	800.00	800.00	800.00	800.00	800.00	6,400.00
40400-1 · Tax Revenue	(844,943.50)	15,073.67	17,175.46	572,621.76	870,418.23	8,019,940.17	1,357,387.39	36,592.30	10,044,265.48
40500-1 · Investment Income	120,659.00	134,633.00	(31,036.00)	82,879.00	461,266.00	421,135.00	190,439.00	(115,588.00)	1,264,387.00
40600-1 · Interest Income	359.16	130.78	100.98	51.42	13.49	64.04	58.69	32.91	811.47
40620-4 · DH Settlement Interest-GW	0.00	0.00	0.00	0.00	0.00	232,247.00	0.00	0.00	232,247.00
40900-1 · Pension Income	0.00	0.00	0.00	0.00	0.00	2,200,000.00	0.00	0.00	2,200,000.00
<b>Total Income</b>	<b>(723,125.34)</b>	<b>150,637.45</b>	<b>(12,959.56)</b>	<b>656,352.18</b>	<b>1,332,497.72</b>	<b>10,874,186.21</b>	<b>1,548,685.08</b>	<b>(78,162.79)</b>	<b>13,748,110.95</b>
<b>Gross Profit</b>	<b>(723,125.34)</b>	<b>150,637.45</b>	<b>(12,959.56)</b>	<b>656,352.18</b>	<b>1,332,497.72</b>	<b>10,874,186.21</b>	<b>1,548,685.08</b>	<b>(78,162.79)</b>	<b>13,748,110.95</b>
<b>Expense</b>									
60100-1 · Admin. Expense	322.14	4,982.04	2,364.74	2,331.88	2,944.72	1,626.34	6,941.15	1,836.09	23,349.10
60101-1 · Administration Payroll	8,459.01	38,159.57	48,645.10	32,383.15	33,331.02	32,714.72	34,146.14	33,864.81	261,703.52
60300-1 · Board Health Insurance	1,210.71	1,210.71	847.50	1,210.71	1,210.71	1,210.71	976.49	1,339.70	9,217.24
60310-1 · Employee Health Insurance	13,795.22	10,861.31	10,700.55	8,707.92	13,847.72	10,861.31	12,455.51	10,492.38	91,721.92
60350-1 · Employee Retirement Benefit	464.24	2,375.92	3,590.01	2,393.34	2,427.70	2,404.82	2,404.82	2,404.82	18,465.67
60400-1 · Investment Fees	0.00	0.00	16,355.80	0.00	0.00	0.00	13,827.09	0.00	30,182.89
60500-1 · Office Supplies/Equip Maint	1,495.85	447.01	437.29	747.92	147.62	37.76	512.77	435.06	4,261.28
60600-1 · Purchase Services	0.00	0.00	33,000.00	0.00	2,850.00	0.00	3,600.00	11,100.00	50,550.00
60610-1 · Accounting fees	0.00	0.00	638.86	1,375.00	0.00	625.00	0.00	3,750.00	6,388.86
60700-1 · Board Expense	0.00	1,150.00	1,820.84	2,215.42	0.00	0.00	67.25	0.00	5,253.51
60710-1 · Association/Membership Dues	8,922.00	0.00	0.00	29,051.00	0.00	0.00	0.00	0.00	37,973.00
60725-1 · Communications	0.00	21,213.00	18,036.96	0.00	1,086.97	0.00	2,485.21	211.93	43,034.07
60750-1 · Web Site/IT	3,305.53	7,083.70	3,305.53	3,355.52	3,451.78	4,303.53	5,255.53	3,305.53	33,366.65
60775-1 · Pension Plan	0.00	0.00	0.00	0.00	0.00	0.00	2,200,000.00	0.00	2,200,000.00
60800-1 · Insurance	41,365.00	0.00	0.00	(539.50)	(411.00)	0.00	0.00	0.00	40,414.50
60806-1 · LAFCO fees	11,278.00	0.00	0.00	0.00	0.00	0.00	0.00	0.00	11,278.00
60810-1 · Legal Fees	0.00	2,565.00	5,265.00	3,915.00	4,230.00	6,030.00	4,410.00	5,535.00	31,950.00
60815-1 · Bank Fees	10.00	78.00	0.00	0.00	0.00	0.00	144.14	29.36	261.50
65200-2 · Maintenance	1,690.00	1,670.00	3,062.98	3,840.00	1,420.00	2,100.00	1,985.00	3,139.00	18,906.98
65400-2 · Utilities	2,824.77	1,656.28	3,157.74	2,171.63	1,979.73	1,816.61	2,854.53	2,160.51	18,621.80
65450-2 · Property Insurance	6,196.02	0.00	0.00	0.00	0.00	0.00	0.00	0.00	6,196.02
65500-2 · Depreciation Expense	3,956.70	3,956.65	3,956.65	3,956.65	3,956.65	3,956.65	3,956.65	3,956.65	31,653.25
70200-1 · Grant Admin Expenses	0.00	0.00	0.00	488.78	0.00	944.07	2.75	1,321.13	2,756.73
70201-1 · Grant Admin Payroll	4,584.74	23,053.09	27,863.51	18,622.59	18,599.12	18,194.88	18,992.48	18,858.07	148,768.48
70350-1 · Samaritan House	0.00	0.00	0.00	338,412.25	0.00	0.00	0.00	338,412.25	676,824.50
70300-1 · Other Grants	4,120.00	0.00	0.00	0.00	0.00	698.38	2,500.00	1,000.00	8,318.38
70550-1 · San Mateo Medical Center-Dental	0.00	160,000.00	0.00	0.00	0.00	0.00	0.00	0.00	160,000.00
70560-1 · Ravenswood Family Health Center	0.00	0.00	0.00	500,000.00	0.00	0.00	500,000.00	0.00	1,000,000.00
70566-1 · Pen Volunteers LYFT program	0.00	3,910.56	4,196.35	4,228.94	6,707.60	19,425.67	2,581.70	3,335.27	44,386.09
70567-1 · BGCP Psychotherapist	46,585.00	0.00	0.00	0.00	0.00	0.00	0.00	0.00	46,585.00
70568-1 · Sonrisas	0.00	0.00	0.00	0.00	0.00	0.00	0.00	322,495.00	322,495.00
70571-1 · Matching Grants wDignity Health	0.00	0.00	0.00	200,000.00	0.00	0.00	0.00	0.00	200,000.00
70594-1 · Future Impact Funds	0.00	200,000.00	0.00	0.00	0.00	0.00	0.00	45,379.00	245,379.00
70595-1 · Covid-19 Emergency Funds	0.00	0.00	0.00	0.00	0.00	0.00	0.00	(12,500.00)	(12,500.00)
70603-1 · Community Grants	2,061,500.00	0.37	0.00	0.00	0.00	0.00	2,069,371.75	8,000.00	4,138,872.12
70705-1 · Sequoia Smart	0.00	18,568.13	0.00	0.00	0.00	0.00	0.00	0.00	18,568.13
70706-1 · Sequoia Safe (+HeartSafe)	45,890.00	1,114.84	5,554.90	0.00	1,013.05	0.00	0.00	432.55	54,005.34
70800-1 · School Health Expense	0.00	0.00	0.00	339.31	9,652.31	127.80	274.96	12,519.40	22,913.78
70801-1 · School Health Payroll	3,671.63	13,466.55	20,199.84	13,466.56	13,466.57	13,466.57	13,590.82	13,478.81	104,807.35

**Sequoia Healthcare District**  
**Profit & Loss - by Month**  
 July 2023 through February 2024

	<u>Jul 23</u>	<u>Aug 23</u>	<u>Sep 23</u>	<u>Oct 23</u>	<u>Nov 23</u>	<u>Dec 23</u>	<u>Jan 24</u>	<u>Feb 24</u>	<u>TOTAL</u>
70802-1 · School Health Grants	1,046,802.00	(15,000.00)	90,200.07	153,824.59	0.00	0.00	61,189.15	559,407.15	1,896,422.96
<b>Total Expense</b>	<u>3,318,448.56</u>	<u>502,522.73</u>	<u>303,200.22</u>	<u>1,326,498.66</u>	<u>121,912.27</u>	<u>120,544.82</u>	<u>4,964,525.89</u>	<u>1,395,699.47</u>	<u>12,053,352.62</u>
<b>Net Ordinary Income</b>	<u>(4,041,573.90)</u>	<u>(351,885.28)</u>	<u>(316,159.78)</u>	<u>(670,146.48)</u>	<u>1,210,585.45</u>	<u>10,753,641.39</u>	<u>(3,415,840.81)</u>	<u>(1,473,862.26)</u>	<u>1,694,758.33</u>
<b>Net Income</b>	<u><b>(4,041,573.90)</b></u>	<u><b>(351,885.28)</b></u>	<u><b>(316,159.78)</b></u>	<u><b>(670,146.48)</b></u>	<u><b>1,210,585.45</b></u>	<u><b>10,753,641.39</b></u>	<u><b>(3,415,840.81)</b></u>	<u><b>(1,473,862.26)</b></u>	<u><b>1,694,758.33</b></u>

# JANUARY-FEBRUARY 2024 BUDGET NARRATIVE

Heidi Stamper -- Administrative Executive

March 21, 2024

Explanation of Income discrepancy listed in **BLUE** on the Month-to-Month Budget vs. Actuals report.

Account	8 month Budget	Income Recorded	Variance	Explanation
2021 Dignity Settlement Agrmt	\$ 510,000	\$ 232,247	\$ 277,753	We received \$510K from Dignity Health in December. However, Governmental Accounting standards require that the payment be recorded as "principal" and "interest". This is the interest portion which is recognized on the Profit & Loss Sheet. The principal portion is recorded on the Balance sheet under "10551-0 Dignity Settlement" (note the change on that sheet in value from November to December).

Per Directors request, all over budget line items are listed in **RED** on the Month-to-Month Budget vs. Actuals report. The following is an explanation of over-budget items for the fiscal year 2023-24 Month to Month Budget vs. Actuals report included in the packet.

Account	8 month Budget	Actual Expenses	Variance	Explanation
Employee Health Insurance	\$ 85,000	\$ 91,722	\$ 6,722	Board approved increase in employee benefit cap that was not originally budgeted.
Investment Fees	\$ 26,000	\$ 30,183	\$ 4,183	Additional funds invested have increased the costs of management fees.
Bank fees	\$ 100	\$ 262	\$ 162	Additional wire transfer costs, bank fees
Maintenance	\$ 18,400	\$ 18,907	\$ 507	Repair overages carried forward from October
Utilities	\$ 18,600	\$ 18,622	\$ 22	
Property Insurance	\$ 6,000	\$ 6,196	\$ 196	Price increase

Continued:

Account	8 month Budget	Actual Expenses	Variance	Explanation
Depreciation	\$ 31,501	\$ 31,653	\$ 552	Monthly depreciation trued up to depreciation schedule for FY24 total of \$47,478.80 – budgeted \$47,000
Grant Admin Expenses	\$ 1,600	\$ 2,757	\$ 1,157	Additional conference registrations (ACHD, Benevity, etc.) and associated travel expenses.
Grant Admin Payroll	\$ 145,000	\$ 148,768	\$ 3,768	Under budgeted; did not account for annual employee payroll increases
Sonrisas	\$ 293,165	\$ 322,495	\$ 29,330	FY24 total budget = \$586,330; 4 services areas in MOU covering entire FY; they are ahead in some areas and were reimbursed.
Covid-19 Emergency Funds	\$ 0	\$ (12,500)	\$ 12,500	Covid loan payment
School Health Program	\$1,638,354	\$2,024,144	\$ 385,790	Some invoices anticipated later in the year arrived early.

**Month to Month Budget  
January - February 2024**

	January Budget	January Actual	February Budget	February Actual	8 Month (July - February) Total Budget	8 Month (July - February) Total Actual	12 Month (July - June) Total Budget
<b>Income</b>							
Rental Income	800.00	800.00	800.00	800.00	6,400.00	6,400.00	9,600.00
Tax Revenue	1,350,000.00	1,357,387.39	40,000.00	36,592.30	9,130,000.00	10,044,265.48	15,500,000.00
Investment Income	10,000.00	190,439.00	5,000.00	(115,588.00)	60,000.00	1,264,387.00	80,000.00
Interest Income	70.00	58.69	70.00	32.91	560.00	811.47	800.00
2021 Dignity Settlement Agrmt	0.00	0.00	0.00	0.00	510,000.00	232,247.00	510,000.00
Pension Income	0.00	0.00	0.00	0.00	2,200,000.00	2,200,000.00	2,200,000.00
<b>Total Income</b>	<b>1,360,870.00</b>	<b>1,548,685.08</b>	<b>45,870.00</b>	<b>(78,162.79)</b>	<b>11,906,960.00</b>	<b>13,748,110.95</b>	<b>18,300,400.00</b>
<b>Expenses</b>							
Admin. Expense	4,000.00	6,941.15	9,000.00	1,836.09	37,000.00	23,349.10	45,500.00
Admin. Payroll	35,000.00	34,146.14	35,000.00	33,864.81	299,700.00	261,703.52	460,000.00
Board Health Insurance	1,300.00	976.49	1,300.00	1,339.70	10,400.00	9,217.24	15,600.00
Employee Health Insurance	10,000.00	12,455.51	10,000.00	10,492.38	85,000.00	91,721.92	120,000.00
Employee Retirement Benefit	2,500.00	2,404.82	2,500.00	2,404.82	19,500.00	18,465.67	30,457.00
Investment Fees	13,000.00	13,827.09	0.00	0.00	26,000.00	30,182.89	45,000.00
Office Supplies/Equip Maint	600.00	512.77	600.00	435.06	6,600.00	4,261.28	9,000.00
Purchased Services	4,500.00	3,600.00	5,000.00	11,100.00	55,000.00	50,550.00	75,000.00
Accounting fees	0.00	0.00	0.00	3,750.00	48,000.00	6,388.86	48,000.00
Board Expense	800.00	67.25	1,000.00	0.00	11,800.00	5,253.51	15,000.00
Associations/Membership	0.00	0.00	0.00	0.00	38,000.00	37,973.00	38,000.00
Communications	0.00	2,485.21	0.00	211.93	57,500.00	43,034.07	57,500.00
Public Relations	0.00	0.00	0.00	0.00	2,500.00	0.00	2,500.00
Web Site/IT	5,000.00	5,255.53	4,000.00	3,305.53	36,000.00	33,366.65	52,000.00
Pension Plan Expense	0.00	2,200,000.00	0.00	0.00	2,200,000.00	2,200,000.00	2,200,000.00
Insurance/D&O/Liability/WC	0.00	0.00	0.00	0.00	43,000.00	40,414.50	43,000.00
LAFCO fees	0.00	0.00	0.00	0.00	15,450.00	11,278.00	15,450.00
Legal Fees	4,300.00	4,410.00	4,100.00	5,535.00	33,600.00	31,950.00	50,000.00
Bank Fees	0.00	144.14	0.00	29.36	100.00	261.50	100.00
Maintenance	3,000.00	1,985.00	2,000.00	3,139.00	18,400.00	18,906.98	27,000.00
Utilities	2,400.00	2,854.53	2,000.00	2,160.51	18,600.00	18,621.80	27,000.00
Property Insurance	0.00	0.00	0.00	0.00	6,000.00	6,196.02	6,000.00
Depreciation	3,874.83	3,956.65	3,874.83	3,956.65	31,500.68	31,653.25	47,000.00
Grant Admin Expenses	200.00	2.75	200.00	1,321.13	1,600.00	2,756.73	2,000.00
Grant Admin Payroll	20,000.00	18,992.48	20,000.00	18,858.07	145,000.00	148,768.48	238,000.00
Samaritan House Grant	338,412.25	0.00	0.00	338,412.25	676,824.50	676,824.50	1,353,649.00
Other Grants	2,000.00	2,500.00	2,000.00	1,000.00	20,000.00	8,318.38	25,000.00
San Mateo Medical Ctr. Dental Cl	0.00	0.00	0.00	0.00	160,000.00	160,000.00	160,000.00
Ravenswood Family Health Ctr	500,000.00	500,000.00	0.00	0.00	1,000,000.00	1,000,000.00	1,000,000.00
LifeMoves LVN	136,500.00	0.00	0.00	0.00	136,500.00	0.00	136,500.00
Pen Volunteers LYFT program	17,500.00	2,581.70	2,500.00	3,335.27	50,000.00	44,386.09	60,000.00
BGCP Psychotherapist	53,115.00	0.00	0.00	0.00	99,700.00	46,585.00	99,700.00
Sonrisas	146,582.50	0.00	0.00	322,495.00	293,165.00	322,495.00	586,330.00
First 5 SMC	297,850.00	0.00	0.00	0.00	595,700.00	0.00	595,700.00
Matching Grants w/Dignity Health	0.00	0.00	0.00	0.00	560,000.00	200,000.00	560,000.00
Future Impact Funds	50,000.00	0.00	50,000.00	45,379.00	650,000.00	245,379.00	767,899.00
Covid-19 Emergency Funds	0.00	0.00	0.00	(12,500.00)	0.00	(12,500.00)	0.00
Community Grants Program	2,073,000.00	2,069,371.75	0.00	8,000.00	4,167,500.00	4,138,872.12	4,189,000.00
Sequoia Smart	3,000.00	0.00	4,000.00	0.00	39,000.00	18,568.13	50,000.00
Sequoia Safe (+HeartSafe)	2,000.00	0.00	3,000.00	432.55	63,000.00	54,005.34	75,000.00
Sequoia Strong Program	4,000.00	0.00	4,000.00	0.00	34,000.00	0.00	50,000.00
School Health Program	130,777.00	75,054.93	30,777.00	585,405.36	1,638,354.00	2,024,144.09	4,922,515.00
<b>Total Expenses</b>	<b>3,865,211.58</b>	<b>4,964,525.89</b>	<b>196,851.83</b>	<b>1,395,699.47</b>	<b>13,429,994.18</b>	<b>12,053,352.62</b>	<b>18,300,400.00</b>
<b>Net</b>	<b>(2,504,341.58)</b>	<b>(3,415,840.81)</b>	<b>(150,981.83)</b>	<b>(1,473,862.26)</b>	<b>(1,523,034.18)</b>	<b>1,694,758.33</b>	<b>0.00</b>

## Sequoia Healthcare District

### CEO Report April 2024

Pamela Kurtzman

#### BUSINESS AND FINANCIAL UPDATE:

##### Financial Summary

- **Tax income-** Actuals at February's end were just over \$10M, which is right on target at this point in the budget cycle. We received \$7.6M in December and by June, we should be right about at the \$16M, about \$500 over what was budgeted for the year.
- **Investment income:** It was in July '23 when we made the board-approved transfer of \$10M into our Schwab account so we could maximize earnings on our revenue. This new strategy of running lean in our Wells Fargo account, and putting the bulk of our funds in Schwab until we need it, is paying off. Though we did begin trending up in FY22-23, after a remarkably down year in 21-22, we really saw the improvement after moving the additional funds to Schwab. At February's end our yield is \$1.38M.
- **Interest Income-** We've earned about \$1,000 in interest income at February's end. Our total budget for the year is \$800. At this time last year, we had earned \$642.
- **Expenses-** At February's end, total expenses are just over \$12.2M, with all but \$852K directly benefiting our residents through grants and programs. Heidi created a spreadsheet that details all FY23-24 grants, and we are on track to fund \$13.6M in community investments so far, not including our anticipated investment in community dental with Ravenswood. For an explanation of expenses that are over/under budget, please refer to Heidi's budget narrative alongside the financial statements in the board packet.
- **Dignity Collaborative Funds-** Sequoia Hospital president, Bill Graham, and I have identified a number of important health concerns including that Navigation Center dental clinic, the Dental Learning Collaborative, and Holiday Food Grants which the Board has approved. There is \$510k to be invested in 2024 and we are exploring areas of greatest need and opportunity to make impactful investments. Heidi created a spreadsheet that tracks these joint funds and shares with the finance committee. I will provide the Board with an update on these funds at our April 24<sup>th</sup> special meeting. At this point, the process for decision-making and accessing funds has been loosely structured. However, we are currently meeting with hospital leadership and Mark Hudak to develop a more formal structure and MOU, that will guide us over the life of the obligation.
- **Pension Program-** We are now in contract with a new pension plan administrator, Milliman, who is replacing the retiring RPO group. The transition of the plan is in process and expected to be completed in June. Based on Mark Hudak's recommendation, Heidi has taken on a limited role of managing the bank account and paying invoices as they come in (using pension account funds). Given that the District owns the plan, this process helps us stay abreast of the plan expenses and helps assure that an audit accountability system is in place. This has had only a nominal impact on Heidi's time. Lastly, the Gatsby report from Doug Pryor has been reviewed,

validated, and finalized. The new contribution calculation for 2024-26 will be \$3.6M. Doug will present it at our April 24<sup>th</sup> special meeting.

#### **Finance Committee Update:**

- The Finance committee met in January and February. The next meeting is April 2<sup>nd</sup>.
- Tax Revenue Estimate: The county tax revenue estimate for FY2024, calculates our anticipated revenues to be \$17.3M this fiscal year.
- Audit- No actions have been taken yet by the auditors on our 2023-24 audit, but we expect the process will begin soon. Brian Nash of Richardson and Co will attend our April 2 finance committee meeting to discuss the necessity of an in-depth audit with the committee members.
- I will share the draft 2024-25 budget with the finance committee at our April 2<sup>nd</sup> meeting for their input and suggestions. I plan to present the first draft version to the full board at our April 24<sup>th</sup> special meeting.

#### **ACHD**

- Attended ACHD strategic planning retreat with fellow ACHD board members in Sacramento, February 16-17<sup>th</sup>.
- Mark your calendar for the 2024 ACHD Annual Conference to be held September Sept. 25 - 27<sup>th</sup> at the Embassy Suites in Sacramento. Given its relatively close proximity, I hope more of you can join us. The following year will likely be in San Diego, so if distance is a concern to you, this is the year to attend.
- As Education Committee Chair, I have been working with committee members on planning ACHD educational offerings as well as our annual conference. We are seeking your ideas on a variety of education related topics. Please visit this link for more details: <https://www.achd.org/achd-call-for-proposals>. For recordings of educational webinars you may have missed, please visit this link: <https://www.achd.org/previous-webinar-recordings>.
- Help ACHD advocate on important legislation. Please visit ACHD's Call to Action webpage here <https://www.achd.org/take-action/> for more information on bills and template letters or reach out to Jenny or Director Fong who both participate on the advocacy committee.

#### **OTHER UPDATES AND ACTIVITIES**

##### **Oral Health:**

##### **Dental Pilot And Clinic Progress**

- OHAPAA Dental Learning Collaborative: With initial challenges to launch the program on the timeline planned, Director's Griffin and I had decided to pause on the concept as it stood, to regroup and identify the most appropriate and sensible approach for recruiting and reimbursing private practice dentist who agree to treat indigent patients. The delay was due to a variety of factors including understanding the legal and administrative limitations HPSM had in implementing the plan along with competing demands on staff time and staffing shortfalls that needed to be addressed. This has required significant patience, persistence, and flexibility among all stakeholders, and it is now beginning to pay off. I will provide a full update at our April 24<sup>th</sup> special meeting.

### **Partner agency grant requests coming in April:**

- Samaritan House will present a formal proposal at our April Board meeting to request funds to support ongoing clinic operations at the Redwood City medical clinic.
- Second Harvest will present a proposal at our April Board meeting for substantial additional funding of \$500,000 to help meet the increased demand for food and the decreased donations.
- Redwood City Together will request funds for continued support of their Pace program for Youth.

### **Strategic plan updates**

- We are making good progress on our strategic plan. I will provide a comprehensive year-end report at our June meeting. In the meantime. Below are a few of our activities:
  - **Equity and Inclusion-** Since my last update, I attended the NQCA Health Equity and Health Innovation conference in LA. The Health Innovation Summit brings together innovators and leaders to connect, learn and collaborate on forward-thinking ways to advance quality and equity in health care. It was especially helpful to learn about the policies and actions the state is taking to improve access to care for indigent populations and to learn how the finances flow to support those Initiatives.
  - **Innovation-** Working to develop several new programs, including a healthcare workforce development program in collaboration with partners, a rental assistance program to assure our non-profit partners can remain solvent and successful, and a collaboration with Thrive to help improve the safety of our communities in a disaster. More on these initiatives in the coming months.
  - **Collaboration-** Partnering with SMC and COE on mental health asset mapping, connecting a multitude of partners incl. Special Olympics to Riekes Center and PE+, transportation program with senior care centers, partnering with SMC and PHD on several mental health initiatives. This priority area is a constantly evolving and successful strategy for us.
  - **Communications-** By the time of our April 3<sup>rd</sup> board meeting, Board Directors will have provided 3 presentations to their corresponding city councils, and more are scheduled. This is a great step toward increasing awareness of our activities and impact in the cities we serve. We will be putting out another press release related to the Ravenswood Dental Clinic and are planning on embarking on an oral health education campaign with our partners at HPSM. We now have a District Next Door Account, growing social media, monthly e-newsletter, and Luz promotes the District at various partner events. See Luz's staff report for more details.
  - **Advocacy-** Jenny and Director Fong, our ACHD advocacy reps have been actively engaged with learning about the various initiatives and opportunities we have to support legislation that is good for our stakeholders. Jenny will present an overview of Prop 1 at the April 3<sup>rd</sup> meeting and we'll discuss if it's an area for the board to support.

### **COMMUNITY INVOLVEMENT**

- **Redwood City Together-** Attended Executive meeting and both Executive committee meetings.



- Member of the **County Recovery Coordination Council**. These bi-weekly meetings are intended to inform, advise, and foster dialogue as the county develops its strategic plan to recover from the pandemic. My participation will help ensure that the District is informed and aligned with the larger recovery efforts to collaborate and leverage our resources.
- I continue to participate in discussions hosted by **Stanford Social Innovation** and in forums hosted by **County Health Policy and Planning**.
- Attended Samaritan House 50<sup>th</sup> Anniversary event with Directors Fong, Martinez, and Jenny. Great event!
- Jenny and I will attend Kainos 50<sup>th</sup> Anniversary event on April 4<sup>th</sup>.

## Jenny Bratton Staff Report April, 2024

### I. *Community Grants*

- Caring Community Grants:** The 2024 Caring Community grants program received a total of 48 LOIs (28 returning grantees; 20 new applicants) by the February 14<sup>th</sup> deadline. The grants committee were able to finish scoring by March 18<sup>th</sup> and a determination was made to advance 45 of the applicants to the full application stage based on their scores and following discussion. The following is a shortlist of the 17 new applicants (of which 7 were past grantees) that advanced to next round (a full list is available upon request):

Organization Name	Program Name
AnewVista Community Services	Seniors Technology Competency Journey
Autism Society San Francisco Bay Area	Active and Healthy Living for Autism Community
Bay Area Women's Sports Initiative	BAWSI Girls at Hoover Elementary School
Beyond Barriers Athletic Foundation	Save Lives & Change Lives Scholarships
Caminar	Medication Assistance Program (MAP)
Coastside Adult Day Health Center	Aging in Place- Scholarship Program
Escolta Dream Team	RISE
Free At Last	Out Patient
Friends of the Veterans Memorial Senior Center	Nutrition Program
Generations United Inc	Salud Sobroso
Kainos Home & Training Center	Health and Wellness Program
Kainos Home & Training Center	Redwood City S.N.A.P.
NAMI San Mateo County	Greater Accessibility & Health Equity for Underserved BIPOC Communities
Ombudsman Services	PREPARE Program & Elder Abuse Education
Riekes Center for Human Enhancement	Wellness Initiative
Special Olympics Northern California	San Mateo County Sports and School Programs for Individuals with Intellectual Disabilities
Street Life Ministries	Street Life Health Outreach

Next steps: The full applications are due April 15<sup>th</sup>, whereupon a second round of scoring and subsequent discussion will occur in early May. In the interim, the committee will be invited to site visits from the above list. Board members are also

encouraged to attend if interested. The committee will have a recommendation for the Board at the June board meeting.

- **EIC (Equity, Innovation, and Collaboration) grants:** We also started accepting EIC grants mid-January, and we have approved one EIC grant of \$7,000 to SNAP Chef Club, an after-school program for older teens and adults with developmental disabilities and/or autism in the Sequoia Healthcare District service area. This project will foster collaboration between local families and the Parks, Recreation, and Community Services department. In addition, this program is innovative in that it includes participants in the planning and preparation of nutritious meals while providing social interaction.
- **Art Faro Food Program Summary:** In 2021, SHD in partnership with Dignity Health Sequoia Hospital created this holiday food program to meet the critical needs in the community during the Covid pandemic. We also wanted to help reduce social isolation. Another stipulation was that granted agencies had food programs we were not already currently funding. The 2023-24 Art Faro Food program awarded a total of \$100,000 in grants to the following 5 local non-profits back in October 2023 to be used to serve 15,000+ SHD residents during the grant cycle of November 1, 2023 to January 31, 2024. Here is a quick summary of their outcomes:

Organization	Award	SHD	Outcomes
Ecumenical Hunger Program (EHP)	\$20,000	14,600	This grant paid for direct food purchases (eggs, milk, canned vegetables, etc.). They experienced a 50% increase in the number of clients served this year.
Friends of the Veterans Memorial Senior Center	\$25,000	283	This grant helped pay for their chef. They served 3,000 meals during their grant period and over 7,000 individual meal items.
Karat School Project (KSP)	\$20,000	47	KSP was able to distribute \$100 food gift cards for four months (one per family each month for a total of 16 SHD families) on top of nutritious snacks delivered to each family over the holidays
LifeMoves	\$25,000	362	Funding covered several catered holiday meals at the Navigation Center.
Upward Scholars	\$10,000	44	The grants were used to distribute 132 gift cards (ranging from \$25 to \$75) to 44 SHD students during the grant period.

## II. ACHD

- **Advocacy Day, March 12-13, 2004:** Director Fong and I attended ACHD's Advocacy Day in Sacramento and had an opportunity to speak to different legislators across a broad spectrum of political affiliations. I was grouped with two other community healthcare districts: Beach Cities (Long Beach) and Petaluma Health. We received a tour of the Capitol building and the Swing Space (where the legislators are temporarily housed while the Capitol is undergoing renovations) the first day; On the second day, we had a packed schedule of advocacy meetings. My group met with Assembly Majority Leader Aguiar-Curry (D- 4<sup>th</sup> District), Senator Seyarto (R- 32<sup>nd</sup> District), a representative from the Legislative Analyst Office, Assemblymember Marie Waldron (R-75<sup>th</sup> District), a member of the Senate Health Committee on behalf of Senator Roth (D- 31<sup>st</sup> District).

The value behind Advocacy Day was to get the message out to our local representatives on the importance of the healthcare district and how we are helping the lives of our residents in a very brief 15-minute window. Our talking points included:

- Broad overview of a community-based healthcare district
- Overview of services that healthcare districts provide
- Discussion of youth and adult behavioral health issues and services districts provide to address this

Another value was in spending the day with staff from other healthcare districts to learn about their programs and their advocacy efforts.

## III. Other

- I will be attending the Benevity Conference from April 23-26. This is an annual conference where new Benevity products are showcased so it is an opportunity to do a deep-dive into Versaic's tools and adaptations with Versaic engineers. It is also a chance to learn and share best practices around grant-making. This will be my third time attending the conference, and each time, I come back with ideas.



**BOARD of DIRECTORS**  
Director of School Health  
February – March 2024  
Report

---

**Ann Evanilla-Wasson, MS**  
**Healthy Schools Initiative Update**

**HSI Wellness Team**

1. HSI Wellness Team continues to meet monthly.
  - February - Noah Schechtman, presented CWAE's Integrative Wellness program, which was wildly received and greatly appreciated. Follow-up meetings are taking place with each district and key employee groups to outline the employee wellness program and determine launch dates. Team also discussed HSI grantee mid-year reports and the services being provided by each nonprofit partner.
  - March - Meeting was devoted to discussing and sharing how each district is fulfilling the ten components which frame the Whole School, Whole Community, Whole Child (WSCC) model. Team also reviewed LOI's for 2024-25 school year; thirty-nine requests were advanced to the full application stage.
2. Completed MOU meetings with Superintendents and Wellness Leads for the 2024-25 school year. Emerging needs will be included in my HSI year-in-review presentation.

**Healthy Schools Initiative contributing to:**

1. San Mateo County's Youth Crisis Response – participated in a two day human centered design workshop to develop a needs assessment and address this question: How might we design a trauma-informed, developmentally, and culturally appropriate continuum of crisis services for all youth in San Mateo County to match the level of need (intensity, duration, setting-type) at any point in their journey through the system? Summary report is forthcoming.
2. Summit for Partnerships in Education – Elevating Racial Justice in San Mateo County
3. United for Youth: Blueprint for School and Transition-Age Youth Well-Being - Steering Committee continues to meet monthly. Draft report of the study findings and recommendations will be available in June.
4. Student Narcan trainings – met with SUHSD and proposed offering training session for students on how to administer Narcan. HSI and SUHSD will be piloting the student Narcan trainings at two high schools this school year and more to follow in the fall. Thank you Director Nayfack for sharing the article - *The CPR of the 21st century': Los Gatos, Saratoga high schools hold student Narcan training: Students learn to identify, reverse opioid overdoses in the wake of fentanyl deaths.*

**Keeping an eye on:**

- Senate Bill 525 (SB 525) - the new California law that sets a minimum wage requirement for certain healthcare employees - was slated to go into effect on June 1, 2024. However, faced with closing the projected budget deficit, the healthcare worker wage increase is on hold.
- Why is this relevant to HSI: The statutory definition of healthcare worker includes interns and we currently fund several nonprofit organizations that engage interns and associates to provide counseling services at our schools. We support One Life Counseling, StarVista, Adolescent Counseling Service, Acknowledge Alliance and San Milan Counseling. Rate of pay already varies amongst these local providers and creates a problem with retaining interns and associates. When SB 525 is enacted, the new wage rate will be passed onto to SHD.

## April Staff Report

### Luz Garcia — Communications & Engagement Officer

#### City Council Presentations

- Finalized power points and managed communication with city clerks
  - Completed presentations: San Carlos, Belmont, Portola Valley and Redwood City
- A special thanks to you for all your feedback and cooperation

#### Youth Crisis Needs Assessment Project

- Participated in this human centered design process workshop hosted by SMC Behavioral Health and Recovery Services
- Learned more about the journey that our youth and families endure to access behavioral health, particularly crisis services, in our county
- Connected with local nonprofits and organizations to better understand the current landscape and identify solutions



#### Newsletters





- Continued to see partner engagement with our newsletters (>50% open rates)
- [February 2024](#) - Grants reminders, city council presentations and Feb 7<sup>th</sup> board meeting announcements

#### Public Outreach


- *Oral health*
  - Met with the OHAPAA learning collaborative team to discuss promotion
  - Brainstormed and started drafting for an oral health campaign
- *Events*
  - Spoke with students at the College of San Mateo Health Fair on March 20<sup>th</sup>
  - Spoke with our seniors at the San Mateo Daily Journal Senior Showcase on March 22<sup>nd</sup>
- *Webinars*
  - Gathered the latest and most relevant information to share with our residents from Thrive monthly meetings on topics such as:
    - Comprehensive School Safety: Applying Global Lessons in School Safety to San Mateo County
    - Understanding Major Changes to FEMA Assistance for Future Disasters
- *Social Media*
  - Continued to see more follower engagement on Instagram and Facebook
- *Website Updates (continuous)*
  - Met with Streamline to discuss website features and changes
  - Updated the home page

TARGETED PROPERTIES  
 MARCH 27, 2024  
 SEQUOIA HEALTHCARE DISTRICT

Property	Immediately Available Space	Property Status	Parking	Comments	SHD Comments
20 El Camino Real, Redwood City 	5,808 sf	For sale on open market	17 spaces	On northern border of Redwood City on corner. Most recently an insurance office.	TBD
80 Arch Street, Redwood City 	3,172 sf	For lease. Owner will consider sale.	13 exclusive on-site	Was formerly office space that was converted to medical space 4 years ago. Single-tenant building. Excellent condition in interiors.	Possible use by partner medical/dental providers?

<p>2635 Broadway, Redwood City</p> 	<p>5,680 sf</p>	<p>For lease. Owner will consider sale.</p>	<p>None</p>	<p>Creative office vacancy with another approximately 2,500 sf in tenants.</p>	<p>Concerned about lack of parking and second floor without elevator.</p>
<p>2625 Broadway, Redwood City</p> 	<p>11,973 sf</p>	<p>For lease. Possibly available for purchase.</p>	<p>None on-site.</p>	<p>High-end tech office build out.</p>	<p>Concerned about lack of on-site parking and overall size.</p>
<p>1390 El Camino Real, San Carlos</p> 	<p>9,200 sf now, 12,444 sf total</p>	<p>For lease. Owner may be open to purchase offer.</p>	<p>50 on-site spaces plus generous street parking and Walgreens across street.</p>	<p>Visible location next to Walgreens/Trader Joes.</p>	<p>Concerned about overall size and views.</p>
<p>540 Emmett Ave, Belmont</p> 	<p>4,640 sf now ground floor, 9,750 sf total</p>	<p>For lease.</p>	<p>30 on-site spaces plus next to Safeway in downtown Belmont.</p>	<p>Convenient location near retail.</p>	<p>Possible interest. Interiors would require a complete re-do. Concerns about it being too big with another tenant.</p>



<p>1016 Laurel Street, San Carlos</p> 	<p>4,947 sf now, 4,947 sf total</p>	<p>For lease. Owner may be open to purchase offer.</p>	<p>11 secured and covered on-site; generous street and immediate neighborhood parking.</p>	<p>Very high-quality build-out. Excellent visibility and identity.</p>	<p>Really like building, location and on-site parking.</p>
---	---	--	--	--	--

# 1 Condo Sold: 1245-1249 San Carlos Ave, 1st Floor - E

SOLD

## San Carlos, CA 94070

Recorded Buyer **South Bayside Waste Mana...**  
 610 Elm St  
 San Carlos, CA 94070  
 (650) 802-3500 (p)

True Buyer **South Bayside Waste Mana...**  
 600 Elm St  
 San Carlos, CA 94070  
 (650) 802-3500 (p)

## San Mateo

Recorded Seller **Wheeler Plaza LLC**  
 5000 Executive Pky  
 San Ramon, CA 94583

True Seller **Kb Home Northern Califor...**  
 5000 Executive Pkwy #125  
 San Ramon, CA 94583  
 (559) 321-1146 (p)



Sale Date **Nov 15, 2023**  
 Sale Price **\$1,700,000**  
 Price/SF **\$598.38**

Comp ID **6596791**  
 Comp Status **Research Complete**

Type **3 Star Retail Storefront Retail/Residential Condo**  
 Year Built **2020**  
 GLA **10,274 SF**  
 Zoning **Commercial**  
 Sale Condition **High Vacancy Property**

# 2 2666 E Bayshore Rd

SOLD

## Palo Alto, CA 94303

Recorded Buyer **Tasaca Investment Llc**

True Buyer **Tasaka Investment**  
 452 Moraga Way  
 Orinda, CA 94563  
 (650) 348-0960 (p)

## Santa Clara

Recorded Seller **ACKERMAN FAMILY TRUST**  
 2660 E Bayshore Rd  
 Palo Alto, CA 94303

Recorded Seller **Ackerman Matthew**

True Seller **American Broadcast Emplo...**  
 4151 Prospect Ave  
 Los Angeles, CA 90027  
 (323) 671-4515 (p)



Sale Date **Apr 7, 2023**  
 Sale Price **\$2,600,000**  
 Price/SF **\$557.94**

Parcels **008-03-076**  
 Comp ID **6357391**  
 Comp Status **Research Complete**

Type **2 Star Office**  
 Year Built **1978**  
 RBA **4,660 SF**  
 Land Acres **0.45 AC**  
 Land SF **19,602 SF**  
 Zoning **ROLM (E) (D) (AD)**  
 Sale Condition **1031 Exchange, Deferred Maintenance**

# 3 790 Laurel St

SOLD

## San Carlos, CA 94070

Recorded Buyer **Christopher Thompson**  
 790 Laurel St  
 San Carlos, CA 94070  
 (561) 301-2390 (p)

True Buyer **Christopher Thompson**  
 790 Laurel St  
 San Carlos, CA 94070  
 (561) 301-2390 (p)

## San Mateo

Recorded Seller **Kafoury Trust**  
 4051 San Andres Way  
 El Dorado Hills, CA 95762  
 (916) 941-1284 (p)

True Seller **Kafoury Trust**  
 4051 San Andres Way  
 El Dorado Hills, CA 95762  
 (916) 941-1284 (p)



Thomas Bros. Guide

Sale Date **Nov 30, 2022**  
 Sale Price **\$1,650,000**  
 Price/SF **\$423.84**

Parcels **050-153-090**  
 Comp ID **6255459**  
 Comp Status **Research Complete**

Type **2 Star Office**  
 Year Built **1950**  
 RBA **3,893 SF**  
 Land Acres **0.05 AC**  
 Land SF **2,200 SF**  
 Zoning **MU**

4 1 Twin Dolphin Dr - Shores Center 2

SOLD

Redwood City, CA 94065

Recorded Buyer **1 Twin Property Owner LLC**

True Buyer **Prince Street Partners**  
265 Lytton Ave  
Palo Alto, CA 94301  
(650) 324-1529 (p)

True Buyer **Center Capital Partners, LLC**  
9355 Wilshire Blvd  
Beverly Hills, CA 90210  
(310) 456-1000 (p)

San Mateo

Recorded Seller **Shores Center Owner, LLC**

1420 Bristol St N  
Newport Beach, CA 92660  
(949) 752-2066 (p)

True Seller **Rockpoint**  
500 Boylston St  
Boston, MA 02116  
(617) 437-8400 (p)

True Seller **Birtcher Anderson & Davis**  
1420 Bristol St N  
Newport Beach, CA 92660  
(949) 752-2066 (p)



Thomas Bros. Guide 749-G7

Sale Date **Feb 23, 2022**

Sale Price **\$4,389,714**

Price/SF **\$558.30**

Parcels **095-152-080**

Comp ID **5904687**

Comp Status **Research Complete**

Type **2 Star Office**

Year Built **1982**

RBA **7,008 SF**

Land Acres **0.41 AC**

Land SF **17,860 SF**

Zoning **CB0000**

Sale Condition **Excess Land**

5 Condo Sold: 1245-1249 San Carlos Ave, 1st Floor - A

SOLD

San Carlos, CA 94070

Recorded Buyer **Steve Y Chen & Simon Woo**

170 Montana St  
San Francisco, CA 94112  
(415) 585-7347 (p)

True Buyer **Steve Y Chen & Simon Woo**

170 Montana St  
San Francisco, CA 94112  
(415) 585-7347 (p)

San Mateo

Recorded Seller **Wheeler Plaza LLC**

5000 Executive Pky  
San Ramon, CA 94583

True Seller **KB Home**  
5000 Executive Pky  
San Ramon, CA 94583  
(925) 983-4500 (p)



Sale Date **Feb 1, 2022**

Sale Price **Not Disclosed**

Price/SF **\$561.24**

Comp ID **5895107**

Comp Status **Research Complete**

Type **3 Star Retail Storefront Retail/Residential Condo**

Year Built **2020**

GLA **10,274 SF**

Zoning **Commercial**

6 701 El Camino Real

SOLD

Redwood City, CA 94063

Recorded Buyer **IFIE Redwood City LLC**  
1259 El Camino Real  
Menlo Park, CA 94025  
(650) 322-3006 (p)

True Buyer **Avedis & William Izmirlian**  
1259 El Camino Real  
Menlo Park, CA 94025  
(650) 322-3006 (p)

San Mateo

Recorded Seller **701 El Camino Associates LLC**  
25 Belle Roche Ave  
Redwood City, CA 94062  
(650) 599-9553 (p)

True Seller **John A Baer**  
25 Belle Roche Ave  
Redwood City, CA 94062  
(650) 599-9553 (p)



Sale Date **Dec 20, 2021**  
Sale Price **\$7,785,500**  
Price/SF **\$1,037.93**

Parcels **052-321-240**  
Comp ID **5828635**  
Comp Status **Research Complete**

Type **3 Star Office**  
Year Built **2015**  
RBA **7,501 SF**  
Land Acres **0.15 AC**  
Land SF **6,599 SF**  
Zoning **CL00CB**

7 605 Cambridge

SOLD

Menlo Park, CA 94025

Recorded Buyer **David C Schwab & Anh Cohen**  
2784 HOMESTEAD Rd  
Santa Clara, CA 95051

True Buyer **David C Schwab**  
310 Tennyson Ave  
Palo Alto, CA 94301

San Mateo

Recorded Seller **Downey Family Holdings LLC**

True Seller **Downey Family Holdings**  
2065 Emerson St  
Palo Alto, CA 94301



Sale Date **Sep 3, 2021**  
Sale Price **\$3,400,000**  
Price/SF **\$829.88**

Parcels **071-433-120**  
Comp ID **5699722**  
Comp Status **Research Complete**

Type **2 Star Office**  
Year Built **1960**  
RBA **4,097 SF**  
Land Acres **0.19 AC**  
Land SF **8,276 SF**  
Zoning **ECR Mixed Use**

**Belmont, CA 94002**

Recorded Buyer **Sharon S L Liu**  
 708 S Norfolk St  
 San Mateo, CA 94401  
 (415) 412-7268 (p)

True Buyer **Sharon S L Liu**  
 708 S Norfolk St  
 San Mateo, CA 94401  
 (415) 412-7268 (p)

**San Mateo**

Recorded Seller **Daniel P. Bishop & Iveli...**  
 1946 Wood Duck Ln  
 Paso Robles, CA 93446  
 (650) 333-5443 (p)

Recorded Seller **Wayne A Haas Trust**  
 2900 Carol Ln  
 Modesto, CA 95358  
 (209) 408-8412 (p)

Recorded Seller **Krystell and Todd Finato**  
 901 Waltermire St  
 Belmont, CA 94002

True Seller **Daniel P. Bishop & Iveli...**  
 1946 Wood Duck Ln  
 Paso Robles, CA 93446  
 (650) 333-5443 (p)

True Seller **Wayne A Haas Trust**  
 2900 Carol Ln  
 Modesto, CA 95358  
 (209) 408-8412 (p)

True Seller **Krystell and Todd Finato**  
 901 Waltermire St  
 Belmont, CA 94002



Sale Date **Aug 6, 2021**  
 Sale Price **\$1,725,000**  
 Price/SF **\$753.28**

Parcels **045-184-050**  
 Comp ID **5657303**  
 Comp Status **Research Complete**

Type **3 Star Office**  
 Year Built **1905; Renov 2015**  
 RBA **2,290 SF**  
 Land Acres **0.13 AC**  
 Land SF **5,750 SF**  
 Zoning **C2**  
 Sale Condition **1031 Exchange**

**Redwood City, CA 94063**

Recorded Buyer **WSB Morse LLC**  
 81 Clay Dr  
 Atherton, CA 94027  
 (650) 327-9389 (p)

True Buyer **Michael A Ruder**  
 81 Clay Dr  
 Atherton, CA 94027  
 (650) 327-9389 (p)

**San Mateo**

Recorded Seller **RIF Family Partnership LP**

True Seller **The Feirman Corporation**  
 1111 Main St  
 Los Altos, CA 94022  
 (650) 941-6007 (p)



Thomas Bros. Guide 770-A5

Sale Date **Apr 15, 2021**  
 Sale Price **\$4,500,000**  
 Price/SF **\$806.45**  
 Actual Cap Rate **7.83%**

Parcels **052-284-470**  
 Comp ID **5476674**  
 Comp Status **Research Complete**

Type **2 Star Office**  
 Year Built **1981; Renov 2019**  
 RBA **5,580 SF**  
 Land Acres **0.22 AC**  
 Land SF **9,583 SF**  
 Zoning **R-5-O**

**2666 E Bayshore Rd**

Bayshore Office Park  
 Palo Alto, CA 94303

**Class C Medical Building of 4,660 SF Sold on 4/7/2023 for \$2,600,000 - Research Complete**

buyer

**Tasaka Investment**  
**452 Moraga Way**  
**Orinda, CA 94563**  
**(650) 348-0960**

seller

**American Broadcast Employees Federal Credit Union**  
**4151 Prospect Ave**  
**Los Angeles, CA 90027**  
**(323) 671-4515**



vital data

Escrow/Contract: -	Sale Price: <b>\$2,600,000</b>
Sale Date: <b>4/7/2023</b>	Status: <b>Confirmed</b>
Days on Market: <b>718 days</b>	Building SF: <b>4,660 SF</b>
Exchange: <b>Yes</b>	Price/SF: <b>\$557.94</b>
Conditions: <b>1031 Exchange, Deferred ...</b>	Pro Forma Cap Rate: -
Land Area SF: <b>19,602</b>	Actual Cap Rate: -
Acres: <b>0.45</b>	Down Pmnt: <b>\$1,325,000</b>
\$/SF Land Gross: <b>\$132.64</b>	Pct Down: <b>51.0%</b>
Year Built, Age: <b>1978 Age: 45</b>	Doc No: <b>25459537</b>
Parking Spaces: <b>15</b>	Trans Tax: -
Parking Ratio: <b>3.22/1000 SF</b>	Cornr: <b>No</b>
FAR: <b>0.24</b>	Zoning: <b>ROLM (E) (D) (AD)</b>
Lot Dimensions: -	Percent Improved: <b>40.8%</b>
Frontage: -	Submarket: <b>Palo Alto</b>
Tenancy: <b>Multi</b>	Map Page: -
Comp ID: <b>6357391</b>	Parcel No: <b>008-03-076</b>
	Property Type: <b>Office</b>

income expense data

Listing Broker

<b>Ritchie Commercial</b> <b>34-38 W Santa Clara St</b> <b>San Jose, CA 95113</b> <b>(408) 971-2700</b> <b>Paul Melnyk</b>	<b>SVN   Rich Investment Real Estate Partners</b> <b>10940 Wilshire Blvd</b> <b>Los Angeles, CA 90024</b> <b>(310) 979-0800</b> <b>Mark Thomas</b>
--	--

Buyer Broker

**Ritchie Commercial**  
**34-38 W Santa Clara St**  
**San Jose, CA 95113**  
**(408) 971-2700**  
**Paul Melnyk**

financing

prior sale

Date/Doc No:	<b>11/25/2020</b>
Sale Price:	-
CompID:	<b>5315709</b>



**558 Brewster Ave**

Redwood City, CA 94063

**Class C Office Building of 5,580 SF Sold on 4/15/2021 for \$4,500,000 - Research Complete**

buyer

**Michael A Ruder**  
81 Clay Dr  
Atherton, CA 94027  
(650) 327-9389

seller

**The Feirman Corporation**  
1111 Main St  
Los Altos, CA 94022  
(650) 941-6007

© LevinJohnston

## vital data

Escrow/Contract:	-	Sale Price:	<b>\$4,500,000</b>
Sale Date:	<b>4/15/2021</b>	Status:	<b>Confirmed</b>
Days on Market:	<b>177 days</b>	Building SF:	<b>5,580 SF</b>
Exchange:	<b>No</b>	Price/SF:	<b>\$806.45</b>
Conditions:	-	Pro Forma Cap Rate:	-
Land Area SF:	<b>9,583</b>	Actual Cap Rate:	-
Acres:	<b>0.22</b>	Down Pmnt:	<b>\$500,000</b>
\$/SF Land Gross:	<b>\$469.57</b>	Pct Down:	<b>11.1%</b>
Year Built, Age:	<b>1981 Age: 40</b>	Doc No:	<b>060102</b>
Parking Spaces:	<b>16</b>	Trans Tax:	<b>\$4,950</b>
Parking Ratio:	<b>2.87/1000 SF</b>	Cornr:	<b>No</b>
FAR:	<b>0.58</b>	Zoning:	<b>R-5-O</b>
Lot Dimensions:	-	No Tenants:	<b>3</b>
Frontage:	-	Percent Improved:	<b>17.1%</b>
Tenancy:	<b>Single</b>	Submarket:	<b>Redwood City</b>
Comp ID:	<b>5476674</b>	Map Page:	<b>Thomas Bros. Guide 770-A5</b>
		Parcel No:	<b>052-284-470</b>
		Property Type:	<b>Office</b>

## income expense data

<b>Expenses</b>	- Taxes	<b>\$49,092</b>
	- Operating Expenses	
	Total Expenses	<b>\$49,092</b>

## Listing Broker

**Marcus & Millichap**  
2626 Hanover St  
Palo Alto, CA 94304  
(650) 391-1700  
Adam Levin, Robert Johnston

## Buyer Broker

**Marcus & Millichap**  
2626 Hanover St  
Palo Alto, CA 94304  
(650) 391-1700  
Adam Levin, Robert Johnston

## financing

## prior sale

Date/Doc No:	<b>8/22/2019</b>
Sale Price:	<b>\$6,125,000</b>
CompID:	<b>4884809</b>

**605 Cambridge**

Menlo Park, CA 94025

**Class B Office Building Building of 4,097 SF Sold on 9/3/2021 for \$3,400,000 - Research Complete**

buyer

**David C Schwab**  
310 Tennyson Ave  
Palo Alto, CA 94301

seller

**Downey Family Holdings**  
2065 Emerson St  
Palo Alto, CA 94301

## vital data

Escrow/Contract:	-	Sale Price:	<b>\$3,400,000</b>
Sale Date:	<b>9/3/2021</b>	Status:	<b>Confirmed</b>
Days on Market:	-	Building SF:	<b>4,097 SF</b>
Exchange:	<b>No</b>	Price/SF:	<b>\$829.88</b>
Conditions:	-	Pro Forma Cap Rate:	-
Land Area SF:	<b>8,276</b>	Actual Cap Rate:	-
Acres:	<b>0.19</b>	Down Pmnt:	<b>\$3,400,000</b>
\$/SF Land Gross:	<b>\$410.81</b>	Pct Down:	<b>100.0%</b>
Year Built, Age:	<b>1960 Age: 61</b>	Doc No:	<b>128097</b>
Parking Spaces:	<b>12</b>	Trans Tax:	<b>\$3,740</b>
Parking Ratio:	<b>2.93/1000 SF</b>	Corner:	<b>No</b>
FAR:	<b>0.50</b>	Zoning:	<b>ECR Mixed Use</b>
Lot Dimensions:	-	No Tenants:	<b>2</b>
Frontage:	-	Percent Improved:	<b>43.8%</b>
Tenancy:	<b>Single</b>	Submarket:	<b>Menlo Park</b>
Comp ID:	<b>5699722</b>	Map Page:	-
		Parcel No:	<b>071-433-120</b>
		Property Type:	<b>Office</b>

## income expense data

<b>Expenses</b>	- Taxes	<b>\$10,836</b>
	- Operating Expenses	
	Total Expenses	<b>\$10,836</b>

## Listing Broker

**Marcus & Millichap**  
2626 Hanover St  
Palo Alto, CA 94304  
(650) 391-1700  
David Cutler, Kirk Trammell, Joshua Johnson

## Buyer Broker

**Marcus & Millichap**  
2626 Hanover St  
Palo Alto, CA 94304  
(650) 391-1700  
David Cutler, Kirk Trammell, Joshua Johnson

## financing

## prior sale

Date/Doc No:	<b>8/5/2021</b>
Sale Price:	-
CompID:	<b>5654353</b>



**701 El Camino Real**

Redwood City, CA 94063

**Class B Office Building of 7,501 SF Sold on 12/20/2021 for \$7,785,500 - Research Complete**

buyer

**Avedis & William Izmirlan**  
1259 El Camino Real  
Menlo Park, CA 94025  
(650) 322-3006

seller

**John A Baer**  
25 Belle Roche Ave  
Redwood City, CA 94062  
(650) 599-9553

## vital data

Escrow/Contract:	-	Sale Price:	<b>\$7,785,500</b>
Sale Date:	<b>12/20/2021</b>	Status:	<b>Full Value</b>
Days on Market:	-	Building SF:	<b>7,501 SF</b>
Exchange:	<b>No</b>	Price/SF:	<b>\$1,037.93</b>
Conditions:	-	Pro Forma Cap Rate:	-
Land Area SF:	<b>6,599</b>	Actual Cap Rate:	-
Acres:	<b>0.15</b>	Down Pmnt:	<b>\$7,785,500</b>
\$/SF Land Gross:	<b>\$1,179.74</b>	Pct Down:	<b>100.0%</b>
Year Built, Age:	<b>2015 Age: 6</b>	Doc No:	<b>173411</b>
Parking Spaces:	<b>8</b>	Trans Tax:	<b>\$8,564.05</b>
Parking Ratio:	<b>1.06/1000 SF</b>	Corner:	<b>No</b>
FAR:	<b>1.14</b>	Zoning:	<b>CL00CB</b>
Lot Dimensions:	<b>66x100</b>	No Tenants:	<b>2</b>
Frontage:	-	Percent Improved:	<b>64.6%</b>
Tenancy:	-	Submarket:	<b>Redwood City</b>
Comp ID:	<b>5828635</b>	Map Page:	-
		Parcel No:	<b>052-321-240</b>
		Property Type:	<b>Office</b>

## income expense data

<b>Expenses</b>	- Taxes	<b>\$31,605</b>
	- Operating Expenses	
	Total Expenses	<b>\$31,605</b>

## Listing Broker

## Buyer Broker

## financing

**790 Laurel St**

San Carlos, CA 94070

**Class C Office Building Building of 3,893 SF Sold on 11/30/2022 for \$1,650,000 - Research Complete**

buyer

**Christopher Thompson**  
790 Laurel St  
San Carlos, CA 94070  
(561) 301-2390

seller

**Kafoury Trust**  
4051 San Andres Way  
El Dorado Hills, CA 95762  
(916) 941-1284

## vital data

Escrow/Contract: -	Sale Price: <b>\$1,650,000</b>
Sale Date: <b>11/30/2022</b>	Status: <b>Confirmed</b>
Days on Market: <b>43 days</b>	Building SF: <b>3,893 SF</b>
Exchange: <b>No</b>	Price/SF: <b>\$423.84</b>
Conditions: -	Pro Forma Cap Rate: -
Land Area SF: <b>2,200</b>	Actual Cap Rate: -
Acres: <b>0.05</b>	Down Pmnt: <b>\$1,050,000</b>
\$/SF Land Gross: <b>\$750.08</b>	Pct Down: <b>63.6%</b>
Year Built, Age: <b>1950 Age: 72</b>	Doc No: <b>082943</b>
Parking Spaces: -	Trans Tax: <b>\$1,815</b>
Parking Ratio: -	Corner: <b>No</b>
FAR: <b>1.77</b>	Zoning: <b>MU</b>
Lot Dimensions: -	No Tenants: <b>5</b>
Frontage: -	Percent Improved: <b>72.2%</b>
Tenancy: <b>Multi</b>	Submarket: <b>Belmont/San Carlos</b>
Comp ID: <b>6255459</b>	Map Page: -
	Parcel No: <b>050-153-090</b>
	Property Type: <b>Office</b>

## income expense data

## Listing Broker

**Intero Real Estate Services**  
661 El Camino Real  
San Carlos, CA 94070  
(650) 622-1000  
Dave Blewett

## Buyer Broker

**Cameron Thompson**  
1427 Chapin Ave  
Burlingame, CA 94010  
Cameron Thompson

## financing

## prior sale

**1st First Republic Bank**  
Bal/Pmt: **\$550,000**Date/Doc No: **11/28/2017**  
Sale Price: -  
CompID: **4082029**

**1245-1249 San Carlos Ave, Unit E**

San Carlos, CA 94070

**Storefront Retail/Residential Condo of 2,841 SF Sold on 11/15/2023 for \$1,700,000 - Research Complete**

buyer

**South Bayside Waste Management Authority  
c/o Cyndi Urman  
600 Elm St  
San Carlos, CA 94070  
(650) 802-3500**

seller

**Kb Home Northern California In  
5000 Executive Pkwy #125  
San Ramon, CA 94583  
(559) 321-1146**

## vital data

Escrow/Contract:	-	Sale Price:	<b>\$1,700,000</b>
Sale Date:	<b>11/15/2023</b>	Status:	<b>Confirmed</b>
Days on Market:	-	Condo Type:	<b>2,841 SF Retail Condo</b>
Exchange:	<b>No</b>	Building SF:	<b>10,274 SF</b>
Conditions:	<b>High Vacancy Property</b>	Price/SF:	<b>\$598.38</b>
Land Area SF:	<b>10,276</b>	Pro Forma Cap Rate:	-
Acres:	<b>0.24</b>	Actual Cap Rate:	-
\$/SF Land Gross:	<b>\$165.44</b>	Down Pmnt:	-
Year Built, Age:	<b>2020 Age: 3</b>	Pct Down:	-
Parking Spaces:	<b>2</b>	Doc No:	-
Parking Ratio:	<b>0.19/1000 SF</b>	Trans Tax:	-
FAR:	<b>1.00</b>	Corner:	<b>No</b>
Lot Dimensions:	-	Zoning:	<b>Commercial</b>
Frontage:	<b>202 feet on San Carlos Avenue ...</b>	No Tenants:	<b>2</b>
Tenancy:	-	Percent Improved:	<b>70.0%</b>
Comp ID:	<b>6596791</b>	Submarket:	<b>Belmont/San Carlos</b>
		Map Page:	-
		Parcel No:	<b>118-140-010</b>
		Property Type:	<b>Retail</b>

## income expense data

## Listing Broker

**Kidder Mathews  
201 Redwood Shores Pky  
Redwood City, CA 94065  
(650) 769-3600  
Brett Weber, John McLellan, Steve Divney**

## Buyer Broker

**Kidder Mathews  
201 Redwood Shores Pky  
Redwood City, CA 94065  
(650) 769-3600  
Steve Divney**

## financing

## prior sale

Date/Doc No:	<b>8/10/2022</b>
Sale Price:	<b>\$1,293,000</b>
CompID:	<b>6116332</b>

**1245-1249 San Carlos Ave, Unit A**

San Carlos, CA 94070

**Storefront Retail/Residential Condo of 3,262 SF Sold on 2/1/2022 - Research Complete (Part of Multi-Condo)**

buyer

**Steve Y Chen & Simon Woo**  
170 Montana St  
San Francisco, CA 94112  
(415) 585-7347

seller

**KB Home**  
5000 Executive Pky  
San Ramon, CA 94583  
(925) 983-4500



vital data

Escrow/Contract: -  
Sale Date: **2/1/2022**  
Days on Market: -  
Exchange: **No**  
Conditions: -  
Land Area SF: **10,276**  
Acres: **0.24**  
\$/SF Land Gross: -  
Year Built, Age: **2020 Age: 1**  
Parking Spaces: **2**  
Parking Ratio: **0.19/1000 SF**  
FAR **1.00**  
Lot Dimensions: -  
Frontage: **202 feet on San Carlos Avenue ...**  
Tenancy: -  
Comp ID: **5895107**

Sale Price: -  
Status: -  
Condo Type: **3,262 SF Retail Condo**  
Building SF: **10,274 SF**  
Price/SF: -  
Pro Forma Cap Rate: -  
Actual Cap Rate: -  
Down Pmnt: -  
Pct Down: -  
Doc No: **009367**  
Trans Tax: **\$3,135**  
Corner: **No**  
Zoning: **Commercial**  
No Tenants: **2**  
Percent Improved: -  
Submarket: **Belmont/San Carlos**  
Map Page: -  
Parcel No: -  
Property Type: **Retail**

income expense data

Listing Broker

**Kidder Mathews**  
201 Redwood Shores Pky  
Redwood City, CA 94065  
(650) 769-3600  
Brett Weber, John McLellan, Steve Divney

Buyer Broker

financing

# 1 Twin Dolphin Dr

Shores Center 2 - Shores Office Center  
Redwood City, CA 94065

**Class B Office Building of 7,008 SF Sold on 2/23/2022 for \$4,389,714 - Research Complete (Part of Multi-Property)**

buyer

**Center Capital Partners, LLC**  
c/o Josh Rowell  
9355 Wilshire Blvd  
Beverly Hills, CA 90210  
(310) 456-1000

seller

**Birtcher Anderson & Davis**  
c/o Rockpoint  
1420 Bristol St N  
Newport Beach, CA 92660  
(949) 752-2066



vital data

Escrow/Contract:	-	Sale Price:	<b>\$4,389,714</b>
Sale Date:	<b>2/23/2022</b>	Status:	<b>Allocated</b>
Days on Market:	-	Building SF:	<b>7,008 SF</b>
Exchange:	<b>No</b>	Price/SF:	<b>\$626.39</b>
Conditions:	<b>Excess Land</b>	Pro Forma Cap Rate:	-
Land Area SF:	<b>17,860</b>	Actual Cap Rate:	-
Acres:	<b>0.41</b>	Down Pmnt:	-
\$/SF Land Gross:	<b>\$245.79</b>	Pct Down:	-
Year Built, Age:	<b>1982 Age: 40</b>	Doc No:	<b>015942</b>
Parking Spaces:	<b>20</b>	Trans Tax:	<b>\$91,025</b>
Parking Ratio:	<b>3.23/1000 SF</b>	Corner:	<b>No</b>
FAR:	<b>0.39</b>	Zoning:	<b>CB0000</b>
Lot Dimensions:	-	Percent Improved:	-
Frontage:	-	Submarket:	<b>Foster City/Redwood Shrs</b>
Tenancy:	<b>Single</b>	Map Page:	<b>Thomas Bros. Guide 749-G7</b>
Comp ID:	<b>5904687</b>	Parcel No:	-
		Property Type:	<b>Office</b>

income expense data

Listing Broker

**No Listing Broker on Deal**

Buyer Broker

**No Buyer Broker on Deal**

financing

prior sale

Date/Doc No:	<b>5/6/2015</b>
Sale Price:	<b>\$65,550,000</b>
CompID:	<b>3320637</b>





**901 Waltermire St**

Belmont, CA 94002

**Class C Office/Residential Building of 2,290 SF Sold on 8/6/2021 for \$1,725,000 - Research Complete**

buyer

**Sharon S L Liu  
708 S Norfolk St  
San Mateo, CA 94401  
(415) 412-7268**

seller

**Krystell and Todd Finato  
901 Waltermire St  
Belmont, CA 94002**

## vital data

Escrow/Contract:	-	Sale Price:	<b>\$1,725,000</b>
Sale Date:	<b>8/6/2021</b>	Status:	<b>Confirmed</b>
Days on Market:	-	Building SF:	<b>2,290 SF</b>
Exchange:	<b>Yes</b>	Price/SF:	<b>\$753.28</b>
Conditions:	<b>1031 Exchange</b>	Pro Forma Cap Rate:	-
Land Area SF:	<b>5,750</b>	Actual Cap Rate:	-
Acres:	<b>0.13</b>	Down Pmnt:	<b>\$690,000</b>
\$/SF Land Gross:	<b>\$300.00</b>	Pct Down:	<b>40.0%</b>
Year Built, Age:	<b>1905 Age: 116</b>	Doc No:	<b>116001</b>
Parking Spaces:	<b>8</b>	Trans Tax:	<b>\$1,897.50</b>
Parking Ratio:	<b>3.49/1000 SF</b>	Corner:	<b>No</b>
FAR:	<b>0.40</b>	Zoning:	<b>C2</b>
Lot Dimensions:	-	No Tenants:	<b>1</b>
Frontage:	-	Percent Improved:	<b>20.0%</b>
Tenancy:	<b>Single</b>	Submarket:	<b>Belmont/San Carlos</b>
Comp ID:	<b>5657303</b>	Map Page:	-
		Parcel No:	<b>045-184-050</b>
		Property Type:	<b>Office</b>

## income expense data

<b>Expenses</b>	- Taxes	<b>\$15,253</b>
	- Operating Expenses	
	Total Expenses	<b>\$15,253</b>

## Listing Broker

**Beale Properties  
1665 Wedgewood Dr  
Hillsborough, CA 94010  
(650) 347-1737  
Richard Beale**

## Buyer Broker

**Intero Real Estate Services  
930 Santa Cruz Ave  
Menlo Park, CA 94025  
(650) 543-7740  
Zach Tornquist**

## financing

## prior sale

Date/Doc No:	<b>6/16/2020</b>
Sale Price:	-
CompID:	<b>5176294</b>



## Board of Directors

### President

Michael Jackson

March 27, 2024

### Vice President

John Lake

Pamela Kurtzman

Chief Executive Officer

### Treasurer

Jeff Lucchesi

Sequoia Healthcare District

525 Veterans Blvd.

### Secretary

Sonja Tappan

Redwood City, CA 94063

### Members

Duncan Beardsley  
Karen Bowman  
Tish Busselle  
Marie Chuang  
Mike Etheridge  
Nicole Fernandez  
Valentina Helo-Villegas  
Greg Herrera  
Lisa Toyama Jarboe  
Lynna Martinez  
Pam McCarthy-Hudson  
Cliff Robbins  
Massy Safai, MD  
Margaret Taylor  
M.G. Thibaut  
Jason Ting  
Heather Zimmerman

Dear Pamela:

Samaritan House respectfully proposes a grant in the amount of \$5,651,261 to support the Free Clinic of Redwood City, a zero-fee, fully integrated medical home (referred to as the "Clinic"), committed to advancing health equity and addressing healthcare disparities through increased access to a continuum of high quality, linguistically competent and culturally sensitive medical, dental, and behavioral healthcare for the District's medically underserved, uninsured residents.

Our request is an outgrowth of the clinical assessment of community needs as detailed in the Sequoia Hospital Community Benefit 2020 Report. In particular, our programs address preventable diseases, which the 2020 benefit report identified as increasing. Samaritan House's request makes it possible to proactively prevent the occurrence of these diseases.

Funding will support ongoing operational support, notably capacity expansion and program enhancement across various areas, including: (1) personnel, (2) vaccines, (3) dental/vision equipment, and (4) electronic health record – eClinicalWorks - support.

The Clinic operates within a volunteer-physician framework, leveraging our community's resources to sustain cost-effective operations. Actively engaged in this effort are both practicing and retired physicians, alongside compassionate, local volunteers, all driven by a shared commitment to contribute their time and expertise to serve those in need.

For 50 years, Samaritan House has been leading the fight against poverty in San Mateo County. As the lead Core Service Agency Network for the County, Samaritan House is uniquely positioned to incorporate all facets of its safety net services, addressing critical social determinants of health ("SDOH") - food, homelessness prevention assistance, shelter services, clothing, financial empowerment, transportation, and community linkage to resources – within the Clinic. This integrated approach provides the foundation and support beyond healthcare services that drives the effectiveness of the Clinic and meaningful change for our patients.

Post-pandemic, the Free Clinic of Redwood City continues to fulfill its mission to provide high quality healthcare to residents within the Sequoia Healthcare District, regardless of their ability to qualify for medical insurance or afford medical care. This is particularly important, given the healthcare disparities laid bare by the pandemic, which have led to increased fatalities and severe illnesses among medically vulnerable and underserved communities.

### Chief Executive Officer

Laura E. Bent

## Advisory Council

### Council Chair

Patty Hsiu

### Members

Mike Aydelott  
Lucretia-del Broussard  
Joan Cassman  
Sophie Cole, MD  
William S. Freeman  
Pam Frisella  
Neela Benjamin Gentile  
Bob Grassilli  
Davina Hurt  
Bill Kenney  
Susan Ketcham  
Mollie Marshall  
Laurie May  
Alexander Moldanado, MD  
Maria Nadel  
Judi Powell, PhD  
Susan Ringoan  
Faye Star  
Jay Strauss  
Sheila Wolfson



Delivering primary and preventive care to uninsured patients not only lessens reliance on hospital emergency rooms for accessing healthcare but also results in lower severity and complexity of conditions requiring hospitalization. At an annual average cost per patient of \$2,582, inclusive of diagnostic tests and prescription medications (Source: CHFC, 2021), the Clinic offers efficient, cost-effective, and high-quality care, effectively bridging gaps in community services.

We appreciate the opportunity to submit this request for funding and look forward to continuing and building upon our significant collaboration.

### **Free Clinic of Redwood City**

Licensed by the State of California Department of Public Health, the Free Clinic of Redwood City delivers primary and subspecialty care, including prescription medication, lab testing, diagnostic cardiology and radiology services, vision, dental and mental health services. Supervised by a diverse team of expert healthcare professionals and supplemented by volunteer providers, the Clinic operates within a volunteer-physician framework, leveraging our community's resources to sustain cost-effective operations. Community health providers offer pro bono specialty care beyond the Clinic's scope. Sequoia Hospital provides invaluable support through free laboratory tests, radiographic studies, limited cardiology and neurology studies, as well as diabetic education support.

The Clinic is a vital service provider in the community enhancing access to care and overall physical, social, and mental health status; preventing disease and disability; detecting and treating health conditions to improve both life expectancy and quality of life; while lessening demands placed on emergency rooms for episodic primary care for the medically underserved and uninsured. Activities include:

- a) A highly functional medical home that delivers full primary preventive care services
- b) Diabetes care
- c) Secondary, subspecialty services: Endocrinology, Gynecology, Dermatology, Neurology, Ophthalmology, Optometry, Podiatry, Cardiology, Psychiatry, Nephrology, Urology, and Rheumatology
- d) Food Pharmacy program - healthful food "prescriptions" (weekly)
- e) Dispensed pharmacy services
- f) Behavioral Health Care
- g) Dental care
- h) Vision care
- i) Vaccination services
- j) Case management

Patients of the Clinic have incomes below 250% of the federal poverty level, lack health insurance, and struggle to afford 'out-of-pocket' healthcare expenses, such as premiums, copays or deductibles, even with subsidies. Moreover, they struggle with social determinants of health, including financial hardships, housing insecurity, and transportation barriers, making them more susceptible to chronic health conditions such as diabetes, heart disease and high cholesterol. Approximately 80% of our target demographic lives within the Sequoia Healthcare District, with 20% located in Redwood City, particularly in the high Healthy Places Index (HPI) Fair Oaks community; all others come from elsewhere in south San Mateo County. Despite serving patients countywide, the Redwood City ZIP code 94063 region consistently scores as having the highest levels of need according to the area's Community Needs Index, indicating pronounced barriers to healthcare access (Sequoia Hospital Community Benefit 2020 Report). Our patient population predominantly comprises Latinx immigrant families, with 85% identifying as Spanish speakers.

All are medically underserved.

### **Advancements and Milestones: Two Years of Progress under New Medical Leadership**

Under new medical leadership, the Clinic achieved significant milestones over the past two years, expanding services and enhancing healthcare access for our community. With staffing levels nearing capacity, the Clinic's patient volume is no longer solely reliant on the availability of volunteer medical providers. Additionally, the adoption of eCW since its debut in the summer of 2022 has greatly enhanced clinic efficiency, moving us closer to a complete transition away from paper charts by 2024. Ongoing efforts to refine workflows are complemented by the integration of lab, pharmacy, and radiology functionalities, further advancing services.

Programmatically, we broadened Ophthalmology and Optometry services, focusing on diabetic patients at high risk of visual impairment. With the addition of digital retinal imaging and state-of-the-art diabetic AI camera screenings, we provide comprehensive care to diabetic patients year-round. Quarterly community Vision Clinics, in partnership with Peninsula Special Interest Lions Club, offer comprehensive eye exams, complimentary eyeglasses, and cost-free eye surgery referrals to approximately 200 community members annually.

An expanded Women's Health program now tracks mammography and cervical cancer screenings, leading to earlier cancer detection and reduced cancer mortality. Additionally, free blood pressure and diabetes glucometers are provided for better chronic condition management.

The recent addition of a part-time Pharmacist allows us to provide safer, more efficient and streamlined pharmacy services to our patients, continuing our tradition of providing fully free prescription medication, including insulin and GLP-1 agonists. Strengthening our pharmacy program, a partnership with Dispensary of Hope expands our inventory of primary care medications for chronic diseases, valued at \$500,000 in 2023, for an annual \$15,000 membership fee.

Under Behavioral Healthcare Manager Jose Perez, the Behavioral Healthcare program has grown, notably with a fully expanded psychology internship program and group visits, addressing critical areas such as trauma, domestic violence, and medical comorbidities like diabetes. Notably, this work garnered national attention with an invitation to panel at NAFC's 2023 Charitable Healthcare Symposium.

In partnership with Second Harvest of Silicon Valley, we continue to distribute healthy food through our Food Pharmacy. A new Food Pharmacy Coordinator has restructured operations, ensuring a consistent delivery of healthier food options to a larger diabetic population.

Samaritan House's Client Services' team provides full wrap around services to address all the social determinants of health, as well as to facilitate referrals to the clinic for those without a medical home. Altogether, these efforts have resulted in increased access to high-quality care and improved health outcomes for the most medically underserved residents in our community, made possible by the support of Sequoia Healthcare District.

### **Description of How Funding Will be Used**

Given our longstanding partnership spanning 20+ years and the escalating needs of the community, we present a three-year grant proposal aimed at further strengthening our capacity to address these demands effectively. Support from Sequoia Healthcare District will facilitate ongoing operational support, particularly capacity expansion and program enhancement across key areas, such as personnel,

dental/vision equipment, vaccines, and electronic health records (EHR) – eClinicalWorks - support. These initiatives are directed towards enhancing access to primary care services across southern San Mateo County.

## **Description of Services to Be Provided**

### ***Personnel and Operational Support***

The request for personnel and operational support encompasses salaries and associated costs for existing key staff: Medical Director (0.30 FTE), Associate Medical Directors (0.35 FTE), Dental Director (0.38 FTE), Clinic Manager (1 FTE), Advanced Practice Provider (.40 FTE), Medical Assistant/Front Desk (1 FTE), Behavioral Healthcare Manager (0.6 FTE), Pharmacist (0.13 FTE), Food Pharmacy Coordinator (0.38 FTE), and Dental Hygienist (0.5 FTE). New staffing support includes: Medical Assistant (1 FTE), Behavioral Healthcare Clinician (1 FTE), Diabetes Educator (0.5 FTE), Dental Assistant (0.50 FTE), and IT support - eClinicalWorks (0.50 FTE). Additionally, funds will cover outreach and communications, insurance, vaccines and medical supplies, office supplies, dental equipment, occupancy expenses and shared operating costs. The Clinic's projected operating budget for FY2025-27 is estimated to be \$9,446,936, including in-kind (\$2,648,450). Please refer to the attached projected budget for Fiscal Years 2025-2027 for further details.

### **Detailed Rationale of Healthcare Services to Be Provided**

Our three-year strategic vision entails further streamlining and optimizing clinic operations, while advancing the professional standards of our staff. This initiative will span across three service lines: medical, dental, and behavioral health.

Anticipating shifts due to the recent changes in California's Medi-Cal law, we seek to sustain our role as the County's lead service provider for individuals ineligible for Medi-Cal, unable to meet the share-of-cost, or disinclined to navigate county bureaucracy for service access. As such, we intend to bolster service accessibility through enhanced case management at the Clinic, expand regional promotion of our services, and ensure the delivery of high-quality care.

### **Expansion of Staffing Capacity and Capital Support**

#### **1) *Medical Assistant***

Given the indispensable role of medical assistants (MAs) within the Clinic, we would like to expand our team to include three MAs. Duties encompass a wide range of responsibilities, including administrative tasks such as managing phones, scheduling appointments, bookkeeping, and handling general office mail, as well as critical clinical functions. From recording symptoms and updating medical histories to facilitating patient preparation for doctor visits, collecting and preparing laboratory samples, performing basic lab tests, and assisting physicians during [physical exams](#), MAs are integral to our clinic's seamless operation. Moreover, they play a vital role in discussing and dispensing prescriptions and medical devices with patients, as well as conducting various tests like [electrocardiograms](#) (heart tests), ear lavage procedures, and administering vaccines. Their multifaceted contributions are pivotal to ensuring efficient and effective patient care.

#### **2) *Behavioral Healthcare Clinician***

The Behavioral Health Care program experienced significant growth in FY23, expanding from a bilingual team of two to a team of seven, comprising of a clinician/manager, a volunteer psychiatrist, a part-time clinician, four student interns, and one group facilitator. This growth is in response to a 43%

increase in mental health referrals, underscoring the escalating demand for mental health services. To effectively manage this expansion and the associated personnel, we seek to employ an additional full-time behavioral healthcare clinician. Under supervision of the Behavioral Healthcare Manager, this position will oversee the direct delivery of assessment, diagnosis, and treatment to our patient population. Responsibilities include supervising interns, coordinating screenings, assessing patients for mental health disorders, educating patients on available treatment options, monitoring clinical symptoms and treatment side effects, liaising with patients' PCPs or psychiatrists as needed, and seeking clinical supervision for treatment formulations.

### **3) *Diabetes Educator***

Given the significant number of diabetic patients within our clinic population, we would like to recruit a bilingual, culturally competent, diabetes educator. Recognizing the intricacies involved in comprehending and managing diabetes, this educator will play a pivotal role in disease management by providing guidance on exercise, nutrition, medication, and blood sugar monitoring. They will also collaborate with families to ensure comprehension of patient needs and offer support where necessary.

### **4) *Physical Therapist***

Given that over 20% of primary care involves musculoskeletal complaints, physical therapy plays a pivotal role in facilitating patients' return to optimal strength, functionality, and mobility following illness, injury, or surgery. Additionally, physical therapy (PT) can empower individuals with disabilities to maintain active and independent lifestyles for as long as possible.

Adherence to PT sessions and prescribed guidelines, including exercises and other therapeutic techniques, can significantly mitigate the risk of symptom progression or recurrence. With this in mind, we have identified Kaiser as a potential partner, poised to offer our patients access to the region's premier physical therapists. Kaiser's reputation as a leader in patient management and PT methodologies presents an invaluable opportunity for us to glean insights and enhance our services through integration into this esteemed, world-class system.

### **5) *eClinicalWorks (eCW) Support Specialist***

The Clinic seeks to enhance patient data management by hiring an eCW Support Specialist to oversee an EMR-based database. This initiative aims to optimize care delivery and outreach by ensuring efficient tracking and management of patient data throughout the screening process. This technology streamlines communication among clinic personnel and other healthcare providers involved in patient care. With eCW, providers can access and review test results promptly during patient consultations, verify past notes and procedures, and display test results on-screen for patient reference. Electronic health records enable simultaneous access by multiple care providers from various locations through the health information exchange. Furthermore, they provide up-to-date patient history and test results, fostering efficient collaboration among physicians. This system also enables comprehensive clinical data analysis, supporting population health management and cross-sector analytics when integrated seamlessly with agency data systems.

### **6) *Vaccines***

With the loss of vaccine through the 317-state vaccine program this year, we must now independently procure essential vaccines such as Hepatitis B, Pneumonia, Tetanus, Flu, and COVID vaccines, which are vital for preventive medicine among our patient population. Your support in funding this service is crucial for fulfilling our commitment to our patients' health and well-being.

## **7) Dental + Optometry Equipment**

In year one, we seek assistance with one-time capital expenses to replace worn and nonfunctional dental operative equipment, including essential items such as new High Speed and Slow Speed Dental Handpieces, dental operative instruments (i.e. explorers, excavators, pluggers, curettes, ball burnishers, etc.), an Ultrasonic Cleanser, an X-ray Sensor, a Cavitron Scaler, and an Intraoral Camera, as well as a Visual Field Analyzer to elevate our Optometry program.

### ***Description of How Access Improvements for Programs Will be Measured***

The Clinic's overarching objective is to increase healthcare accessibility for uninsured, low-income individuals residing within Sequoia Healthcare District.

Through our programs, we expect to achieve the following objectives over the grant period:

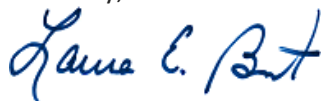
- By June 30, 2027, the Clinic will have served 1,840 unduplicated, low-income, uninsured south San Mateo County residents, with 1,196 served from within the Sequoia Healthcare District (SHD) and 644 served outside of SHD.
- By June 30, 2027, the Clinic will have increased healthcare access for low-income, uninsured south San Mateo County residents by providing approximately 6,960 encounters for medical care, 2,788 3,474 encounters for dental care, 585 encounters for Ophthalmology, 6,422 encounters for behavioral health care, and 1,098 for Women's Health.
- By June 30, 2027, the Clinic will have provided approximately 1,118 dental hygiene visits, with at least 80% of patients served having, or at high-risk for developing, periodontal disease.
- By June 30, 2027, the Clinic will identify and address barriers to Food Pharmacy usage, resulting in an additional 551 patient-families utilizing the Food Pharmacy compared to baseline and distribute 60,000 Food Pharmacy bags of healthy food to patients with diabetes and their families.
- By June 30, 2027, the Clinic will utilize risk-stratifying algorithms from eCW data to identify patients proactively for targeted care.
- By June 30, 2027, the Clinic will administer 500 vaccinations and boosters, including COVID-19, influenza, tetanus/pertussis, and/or pneumococcal vaccinations

We appreciate Sequoia Healthcare District's ongoing support which has been instrumental in enabling us to address the needs of the medically underserved and uninsured within the community. We are excited about the developments we are implementing to enhance care at the Clinic and look forward to keeping you well informed of our progress.

Please feel free to contact me at me at 650-523-0812 or [laura@samaritanhousesanmateo.org](mailto:laura@samaritanhousesanmateo.org) or Dr. Baldeep Singh at 650-257-5286 or [bsingh@samaritanhousesanmateo.org](mailto:bsingh@samaritanhousesanmateo.org) with any questions.

Thank you for the opportunity to submit this request for funding. We look forward to your continued partnership in this important collaboration.

Sincerely,



Laura E. Bent  
Chief Executive Officer

CC: Dr. Baldeep Singh

Samaritan House  
Redwood City Free Medical and Dental Clinic  
Capacity building and Operating Budget request FY25-27  
Fiscal year July 1 - June 30th

		BUDGET			TOTAL - 3 YEARS OPERATING	
		One time Request	FYE 2025	FYE 2026	FYE 2027	
<b>(A) INCOME</b>						
<b>Sequoia Healthcare District Request</b>		<b>107,078</b>	<b>1,773,886</b>	<b>1,836,243</b>	<b>1,934,054</b>	<b>5,651,261</b>
<b>Samaritan House Fundraising:</b>						
Individual Fundraising			20,000	22,000	26,400	68,400
Foundation / Grants				-	-	-
Earned Income			21,000	21,000	21,000	63,000
Grove Foundation			25,000	25,000	25,000	75,000
City of Redwood City			10,000	10,000	10,000	30,000
Howard and Betty White Foundation			10,000	10,000	10,000	30,000
Direct Relief			37,500	37,500	-	75,000
Williams Foundation			50,000	50,000	50,000	150,000
Urbanek Foundation			20,000	20,000	20,000	60,000
Astra Zeneca			12,500	10,000	10,000	32,500
Other Foundations			25,000	25,000	25,000	75,000
Kaiser Foundation			25,000	25,000	25,000	75,000
Samaritan House Gen Fundraising (undesignated)		-	210,000	220,500	231,525	662,025
<b>Total Samaritan House Fundraising</b>		<b>-</b>	<b>466,000</b>	<b>476,000</b>	<b>453,925</b>	<b>1,395,925</b>
In-Kind Contributions			725,000	797,500	877,250	2,648,450
<b>TOTAL INCOME</b>		<b>107,078</b>	<b>2,964,886</b>	<b>3,109,743</b>	<b>3,265,229</b>	<b>9,446,936</b>
<b>(B) EXPENDITURES</b>						
<b>Personnel</b>		<b>FTE</b>				
ADVANCE PRACTICE PROVIDER-(PA)		0.40	59,987	61,787	63,640	185,414
BEHAVIORAL HEALTH CARE CLINICIAN		0.25	19,555	20,141	20,746	60,442
MEDICAL AND HUMAN SERVICES NAVIGATOR		1.00	78,280	80,628	83,047	241,956
BEHAVIORAL HEALTH CARE MANAGER		0.60	74,160	76,385	78,676	229,222
CLINIC MANAGER		1.00	82,397	84,869	87,415	254,680
PROMOTORE		1.00	57,845	59,580	61,368	178,792
CLINIC MEDICAL RECEPTIONIST		1.00	58,240	59,987	61,787	180,014
MEDICAL ASSISTANT		1.00	64,615	66,553	68,550	199,718
FOOD PHARMACY COORDINATOR		0.38	17,160	17,675	18,205	53,040
FREE CLINICS PHARMACIST		0.13	51,750	53,303	54,902	159,955
new	MEDICAL ASSISTANT	1.00	72,800	74,984	77,234	225,018
new	LICENSED BEHAVIORAL CARE CLINICIAN	1.00	104,000	107,120	110,334	321,454
new	DIABETIC EDUCATOR	0.50	45,000	46,350	47,741	139,091
new	IT / E.H.R. SUPPORT	0.25	26,000	26,780	27,583	80,363
DENTAL ASSISTANT		1.00	64,272	66,200	68,186	198,658
new	DENTAL ASSISTANT	0.50	27,851	28,687	29,547	86,085
DENTAL DIRECTOR		0.38	72,105	74,268	76,496	222,870
DENTAL HYGIENIST		0.50	69,628	71,717	73,868	215,213
Benefits and Taxes (24%)			250,955	258,483	266,238	775,676
Total Personnel			1,296,600	1,335,498	1,375,563	4,007,661
<b>Operating</b>						
Professional Fees (Medical Dir & Assoc Med Dir) (.40 FTE)			181,500	186,945	192,553	560,998
Rx and Medical Supplies			62,000	65,100	68,355	195,455
new	Vaccines (if not acquired at no cost)		50,000	50,000	50,000	150,000
Radology for Mammograms / other tests			20,000	20,600	21,424	62,024
Intern stipeneds for Behavioral Health Services			14,000	14,000	14,000	42,000
new	Physical Therapy Access Partnership - TBD		40,000	41,200	42,436	123,636
Food Pharmacy			6,000	6,600	7,260	19,860
Occupancy (i.e. rent, utilities, housekeeping)			170,260	178,773	187,712	536,745
Malpractice & Liability Insurance			10,300	10,815	11,897	33,012
Electronic Health Records (RWC share)			-	70,350	73,868	211,218
Other Operating			118,600	122,158	125,823	366,581
Administration overhead (10%)			203,626	210,204	217,089	630,919
new	Dental Equipment (replacement of worn equipment including high and low speed hand pieces, various instruments, ultrasonic cleansor, xray sensor, cavitron scaler, and intra oral camera.		100,250			100,250
new	Optometry Equip (visual field analyzer)		6,828			6,828
In-Kind Expenses			-	725,000	797,500	2,399,750
<b>TOTAL EXPENDITURES</b>		<b>107,078</b>	<b>2,964,886</b>	<b>3,109,743</b>	<b>3,265,229</b>	<b>9,446,936</b>
<b>(A-B) NET INCOME/EXPENDITURES</b>		<b>(0)</b>	<b>(0)</b>	<b>0</b>	<b>0</b>	<b>0</b>



**SECOND HARVEST**  
*of* SILICON VALLEY

# Second Harvest Update

## April 2024

visit [shfb.org](https://shfb.org)



# Our Partner Ecosystem

Second Harvest supplies fresh food through nearly 400 partner agencies at more than 900 sites across Santa Clara and San Mateo counties.

Very efficient

- 95 cents of every \$1 goes to programs
- \$1 provides enough food for 2 nutritious meals



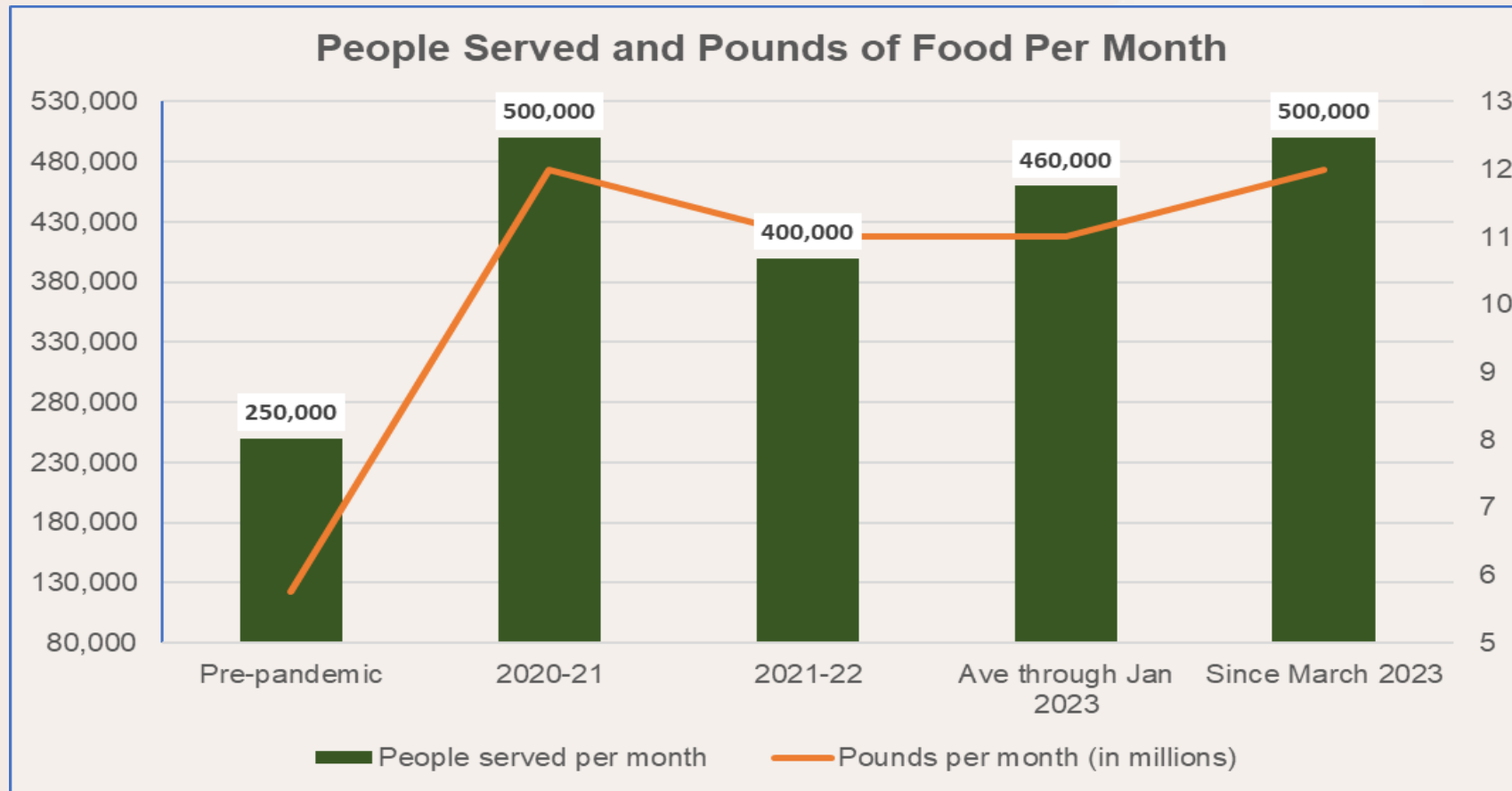




In Silicon Valley, almost any food provided to people within the charitable food system begins with Second Harvest.



# The need persists




- **Serving 500,000 people/month, providing ~ 10M pounds of food/month**
- **Focus on nutrition – over 50% fresh produce**
- **Need is at peak-pandemic level, but financial donations have declined by more than 30%**
- **FY24 revenue target \$78M, expense budget \$92M, includes food budget of \$29.6 M**

# 1 in 3 kids in Silicon Valley is at risk for food insecurity

Second Harvest serves over **130,000 kids per month** on average

- **48** PreK-12 Schools
- **11** College sites
- In FY23 distributed nearly 18M lbs. at school and college sites



Floralidma & Priscilla,  
Daly City

# San Mateo County – Increased need



	June 2019 (pre-Pandemic)	June 2020	June 2021	June 2022	June 2023 The need for our services remains high	% Increase in 2023 vs. pre-pandemic
<b>San Mateo County</b>						
<b>Individuals</b>	73,685	101,858	126,629	103,017	<b>120,023</b>	<b>63%</b>
<b>Total Food Pounds</b>	18,159,234	25,627,817	44,257,575	38,155,366	<b>36,115,831</b>	<b>99%</b>

- ❖ In San Mateo County, in FY23, we served **63% more people** and distributed **99% more food** than pre-pandemic in FY19.

## Increased Food Distribution in Sequoia Healthcare District Neighborhood

**861,672** Average Pounds per month in FY24

**799,712** Average Pounds per month in FY23

**330,325** Average Pounds per month in FY20-Pre-Pandemic

**161% Increase over Pre-Pandemic in FY4**

**142% Increase over Pre-Pandemic in FY23**

- ❖ We are currently providing **more than 860,000 pounds of food per month** at Sequoia Healthcare District sites.
- ❖ This is a **161% increase** over what we provided pre-pandemic.



We work with **37 partner agencies at 90 Sites** in Sequoia Healthcare District service Zip Codes

## Examples of Increased Food Distributions in Sequoia Healthcare District Neighborhood

Agency	Feb-20		Jun-23		% Increase over Pre-Pandemic		Jan-24 The need for our services remains high	
	Individuals	Food Pounds YTD FY20	Individuals	Food Pounds YTD FY23	% Increases in Average Monthly Individuals	% Increases in Average Monthly Food Pounds	Individuals	Food Pounds YTD FY24
Samaritan House	8,008	904,744	11,265	4,451,040	41%	228%	11,532	2,641,698
Verbo Family Services	208	76,257	909	519,082	337%	354%	924	384,019
St. Francis Center	1,594	104,721	4,232	306,125	165%	95%	4,679	167,496
Fair Oaks Adult Activity Center	298	79,721	909	254,289	205%	113%	935	138,044
Project Read - Redwood City	501	23,838	705	149,909	41%	319%	706	77,062
Hoover Elementary School	244	41,376	691	133,854	183%	116%	867	86,226

# Food Distributions in Sequoia Health Care District (SHD) Zip Codes

		Feb-20 Pre-Pandemic		Jun-23		Jan-24 <i>The need for our services remains high</i>		% of Total Clients Served in SHD Zip codes in FY24
Zip Code	City	Individuals	Food Pounds YTD FY20	Individuals	Food Pounds YTD FY23	Individuals	Food Pounds YTD FY24	
94063	Redwood City	13,863	1,708,867	22,614	6,400,839	23,266	3,849,815	<b>64%</b>
94025	Menlo Park	2,745	255,073	3,872	826,524	4,263	839,204	<b>12%</b>
94027, 94061, 94062, 94070, 94002, 94402	Atherton, Redwood City, Belmont, San Mateo	5,058	678,656	9,342	2,369,179	9,059	1,342,683	<b>24%</b>
<b>TOTAL For All SHD Zipcodes</b>		21,666	2,642,596	35,828	9,596,542	36,588	6,031,702	<b>100%</b>

## SHD FY25 Food Assistance Grant Budget (including Food Budget)

SHD FY25 Food Assistance Total Program Budget** from All Sources	FY25 Grant Amount** to be Funded By Other Sources	Total FY25 Food Budget* from All Sources	SHD FY25 Caring Community Food Assistance Grant (Year 2 of 2-YR Grant)	SHD FY25 Additional EIC Grant of \$500K	SHD FY25 Additional EIC Grant of \$1M	SHD FY25 Caring Community Food Assistance Grant - <b>Monthly</b> Contribution	SHD FY25 Additional EIC Grant of \$500K - <b>Monthly</b> Contribution	SHD FY25 Additional EIC Grant of \$1M - <b>Monthly</b> Contribution	FY25 Grant Amount** to be Funded By Other Sources - <b>Monthly</b> Contributions
\$ 6,183,094	\$ 3,759,279	\$ 2,423,815	\$ 200,000	\$ 500,000	\$1,000,000	\$ 16,667	\$ 41,667	\$ 83,333	\$ 313,273

\* this includes the food purchase and food distribution costs

\*\* this total includes additional program costs such as staff salaries, benefits, temporary service and warehouse related expenses (e.g. utilities, supplies, etc.)



# Contribution of SHD FY25 Grants towards Second Harvest's FY25 Food Assistance Program Budget



	SHD FY25 Additional EIC Grant of \$500K	SHD FY25 Additional EIC Grant of \$1M
SHD FY25 Food Assistance Total Budget From All Sources	\$ 6,183,094	\$ 6,183,094
Total FY25 Food Budget from All Sources	\$ 2,423,815	\$ 2,423,815
SHD FY25 \$200K Caring Community Food Assistance Grant +FY25 EIC Grant	\$ 700,000	\$ 1,200,000
SHD Food Assistance Grants % of Total FY25 Food Budget (\$2.4M)	29%	50%
SHD Food Assistance Grants % of Total Budget for Program (\$6.2M)	11%	19%

- ❖ **SHD FY25 \$200K Caring Community Food Assistance Grant + FY25 EIC Grant of \$500K** will contribute towards **29%** of **Total Food Budget** and **11%** towards **Total Program Budget** within SHD region.
- ❖ **SHD FY25 \$200K Caring Community Food Assistance Grant + FY25 EIC Grant of \$1M** will contribute towards **50%** of **Total Food Budget** and **19%** towards **Total Program Budget** within SHD region.

What \$25 buys  
you at the store



VS


What we can source  
with a \$25 donation



SECOND HARVEST  
of SILICON VALLEY



SECOND HARVEST  
of SILICON VALLEY



❖ Thanks to our ability to rescue food from retailers, capture large-scale food donations from farms, purchase food in bulk, and utilize volunteers, for every \$1 donated we can provide enough food for two meals.



**SECOND HARVEST**  
of SILICON VALLEY

## Our Mission: End hunger in our community

### Strategic vision

We will deepen our relationships with local communities to evolve a system of support that equitably meets the immediate need for food assistance while identifying opportunities to address the root causes of hunger.

### Strategic Goals



Transition from crisis response to a sustainable way of working



Increase our impact by working more deeply in community



Create a workplace that empowers all of us to do our best work



Educate, inspire and engage our community to take action



# The Impact of our \$150M Capital Campaign

We will transform our spaces so they can more sustainably and effectively serve a higher number of people across our networks, delivering our mission with our full capacity.



## Serving Clients & Partners

Unifying our operations to create a quicker, easier, more streamlined system to get food where it needs to go to 400 partners at 900+ sites.



## Dignity & Health

Strengthening our commitment to promoting dignity and health through fresh, nutritious, perishable food with twice the space for cold storage.



## Volunteer Engagement

Partnering with the community to fulfill our mission with volunteers who play an essential role in packing, sorting and delivering food.



## Resilience for the Future

Building resilience for the future with enough space to innovate and respond quickly to future crises.

# Thank you

After years of crushing economic impact due to the pandemic and now record-high inflation, low-income households are struggling to make difficult choices about the necessities they require to support their families. Your gift makes room for hope in families that nutritious food is not something they have to go without. Thank you.

Thi, client



Belmont-Redwood Shores School District	Health Education	Physical Education & Activity	Nutrition Environment & Services	Health Services	Counseling, Psychological & Social Services	School & Emotional Climate	Physical Environment	Employee Wellness	Family Engagement	Community Involvement
	Health Connected Teen Talk and Puberty Talk District Wide	Elementary - Legarza PE 1x week to supplement	follow state guidelines for breakfast & lunch	LVN @ site based on student medical needs	Credentialed School Counselors at all sites (9)	District Initiatives Revamped to include belonging & inclusion	Safety Plan - district and sites	Partnership with TeachWell - SEL Academy	Parent Ed thru PTA Council and presentations by Wellness Coordinator	participated in revamping district initiatives and the profile of a learner
	TUPE - Project Alert, Stanford Tobacco Toolkit	Middle School - PE credentialed teachers	No Treat birthday recognition districtwide	district nurse	BRSSD MFT (2)	Partnership with TeachWell to address Adult SEL	Flexible seating in some classroom	Mindfulness Series with certified mindfulness teacher	SpEd Focused Parent Ed;	Opening Doors PTA
	Great Body Shop K-5	MS Sports teams	no more than 4 parties a year with limit on amount of sweets	hearing and vision screening	District-wide alignment with all roles within mental health to ensure work	Newly adopted SEL curriculum for all grades	upgraded HEPA filters in all classrooms	Integrative Wellness offering through SHD fall 2024	Wellness Coordinator Hosted Parent Ed	Waterdog Grant
	Neuroscience of Addiction - 7th grade Sandpiper School			participate in Care Solace		Mindfulness Series offered to all employees Spring 2024	hydration stations around campus		regular communication to families from sites and supt	School Force - Education Foundation
				CPR/First Aid certification offered to some employees		Wellness Coordinator offer Parent Education series on Emotional Regulation and Conflict				Wellness Committee

Los Lomitas Elementary School District

Health Education	Physical Education & Activity	Nutrition Environment & Services	Health Services	Counseling, Psychological & Social Services	Physical Environment	School & Emotional Climate	Employee Wellness	Family Engagement	Community Involvement
<p>2022-23: K-3 audit of health education content standards and pilot of lessons in PE; 2023-24: K-8 all staff audit of health education content standards, K-3 meeting all standards through classrooms and PE with additional lessons created and taught by nurse (e.g., handwashing) or guests/assemblies (oral health via interactive dental assemblies in classrooms, safety week with local Safety Resource Officers), 4-8 restructuring in progress in coordination with administration. Comprehensive sexual health education (CHYA) restructured, with Health Connected now teaching Puberty Talk in grade 5, and remaining content delivered in science classes in grades 7 and 8. LLESD is currently part of TUPE but programming has not been launched on sites. Safe Routes to School (SRTS) is in place at LLESD, with the goal of strengthening the comprehensive program that includes classroom lessons, campus activities, and advocacy at the infrastructure level; examples include, teaching kindergarten students how to ride a two-wheel bicycle during PE, pedestrian safety</p>	<p>TK-8 recess daily and PE classes weekly</p>	<p>Universal meals no-cost breakfast and lunch provided by contracted services to all students (no cafeteria or vending machines on site), nutrition lessons offered in K-3 classrooms and PE; as 4-8 health education content standards restructured, nutrition will be provided in PE; wellness policy draft in progress to include nutrition recommendations like only water and non-sweets offered at events including for staff</p>	<p>1 part-time school nurse at each site. Hearing and vision screenings are provided on-site. Immunization clinics were provided on campus for flu and COVID; when construction at the school site concludes clinics will resume.</p>	<p>3 counselors, 2 psychologists, 1 behaviorist, access to ACS and Miri</p>	<p>Plans are published for each school site which outline the facilities and procedures at each campus that protect students' physical health and safety (e.g., HEPA filters in classrooms, accessible AED machines, locked gates, play structures, emergency preparedness). Safe Routes to School is implemented at LLESD, and part-time nurses are staffed at each site.</p>	<p>Counselor-led groups and events, music enrichment, PTA-led events at lunch; student clubs in progress</p>	<p>Annual social committee plans occasional potlucks and happy hours or holiday events; 23-24 wellness committee focus will be employee morale</p>	<p>PTA, regular email communication to families, families invited to join district committees (e.g., wellness and deiab)</p>	<p>Less of a presence of community groups on campus, less sustained partnerships with community groups, assemblies offered and ABC Readers with YMCA monthly, active PTA</p>

Menlo Park City School District	Health Education	Physical Education & Activity	Nutrition Environment & Services	Health Services	Counseling, Psychological & Social Services	School & Emotional Climate	Physical Environment	Employee Wellness	Family Engagement	Community Involvement
	Health Connected-District wide * Puberty Talk - 5th Grade * Family Life Talk 8th* Teen Talk Middle School * Teen Talk Adapted for All Disabilities* Family Life Talk 8th Grade* 8th Grade Drug Unit* TUPE Middle School* Drug Education in Middle School *Newsletter *	All Elementary Schools have a PE Teacher (4 FTE) * Middle School has 4 PE Teachers (4 FTE) * District Wide Sped APE Teacher (1 FTE) * Middle School Lunch/Brunch * Elementary Schools Lunch/ 2 recesses * Elementary schools include a 15 minute track walk each day	Comprehensive Meal Program at all schools (Breakfast/Lunch * Smart snack available all day in the office * Food services staff (1.0 FTE) * Community Engagement (Parent Volunteers at each school * Commercial Kitchens at each school * Recycling Program at all schools * Garden Program at all schools * Middle School	Each School has a Nurse or LVN + a District Lead RN (5 schools + District Lead RN * AED's at all sites * Vision and Hearing Screenings * Comprehensive Student Health Plans * Staff Trainings (AED, Narcan, .....	5 School Psychologist District Wide * 4 Elementary Schools each have a counselor * Middle School has 3 Counselors * .5 ERMHS Therapist * MPAEF/MPCSD sponsor 3-free sessions with Star Vista * MPCSD Speaker Series * Project Cornerstone - Parenting Classes * HSI Funding ( Care Solace, District Mental Health Support, Project Cornerstone)	RULER Approach District Wide * Elementary Life Skills Program * Elementary Second Step Curriculum * Middle Wellness Center * Elementary Calming Rooms * Elementary Calming Boxes for each class*PAWZitivity – Facility Dog Program	District/County Safety Plan (The 5) * Updated fencing at each school * Each school has a campus monitor	PD that focus of Staff Wellness*PTO provides periodic lunches/Morning Coffee Carts	Family Liaison (1.0 FTE) * PTO * Elementary Art in Action * MPCSD Speaker Series * School Fall Picnics * Back to School Night (Fall) * Open House (Spring)	Holiday Food Drives * MPAEF * 5K Run Fundraiser * MPAEF Spring Action * MPAEF Community Drive *



	Health Education	Physical Education & Activity	Nutrition Environment & Services	Health Services	Counseling, Psychological & Social Services	School & Emotional Climate	Physical Environment	Employee Wellness	Family Engagement	Community Involvement
Portola Valley School District	2023-24: K-8 counselors, psychologist and PE staff conducted audit/cross-walk of health education, SEL and PE content standards to determine which contents are being covered and which may need to be addressed; additional lessons created and taught by nurse; Science teachers and Nurse cover mandated lessons (eg puberty/sexual health talks, drug	TK-8 PE classes; 1 full time PE teacher at the TK-3 site and 2 full time PE teachers at the 4-8 site; after school sports	Universal meal programs at each site; Garden programs at each site	1 part-time school nurse at each site; annual vision and hearing screenings; Individual Student Health Plans when needed	1 Full time counselor at each site; 1 Full time school psychologist for the district; Counselors push into TK-5 classrooms to provide weekly SEL; Upper school counselor creates lessons for staff to teach in middle school. All three provide a range of Tier 2 support from check-ins, small groups (eg social skills) to 1:1 counseling to parent support; BHRS or Miri Center	<a href="#">PVSD Safety Plan</a>	Both schools are PBIS schools; PTO organized assemblies; Care Solace; <a href="#">Wellness Presentation to the Board</a>	PTO led Staff Appreciation Weeks (breakfasts, coffee carts, lunches etc); Care Solace; OPTUM Employee Assistance Program	Parent Volunteers for various events and to support classrooms; Family nights for our families who participate in the Voluntary Transfer Program (VTP/Tinsley); Parent Education through Parent Venture; Participation in various committees including Superintendent's Advisory Committee; Superintendent	Portola Valley is a very small town; District Leaders partner with Town government, Sheriff's office, and Woodside Fire Protection District on multiple projects including Safety and staff trainings

Health Education	Physical Education & Activity	Nutrition Environment & Services	Health Services	Counseling, Psychological & Social Services	School & Emotional Climate	Employee Wellness	Family Engagement	Community Involvement
PRACTICE								
Health Connected, Sexual education for all 5th and 7th grade students.	PE+ for all TK-5th grade students at all sites except for Garfield and North Star. Credentialed teacher for Middle School students and all students at Garfield and	Collaboration between CNS, UCCE and San Mateo County (Healthy Eating) program. Offer food tasting, CNS advisory committee, and garden clubs at some	Nursing services at all school sites on a rotating basis. RNs perform hearing and vision screens, immunization checks. Day to day first aid.	Mental Health Counselor at all 12 sites. Twenty additional therapist through One Life and three through Star Vista.	SEL all sites, various programs - Changing Perspective, Project Cornerstones, Acknowledge Alliance, Character Strong, Sow to Grow and Second Step	Care solace, discounted gym membership, employee acknowledgement days.	Parent education series, PTA, Cafecitos	
POLICY								
	5141.6. 5030	5141.6, 3500, 5030	5141.6, 5030	5030	5030	5030	5030	5030

<p>5141.6 The Governing Board recognizes that good physical and mental health is critical to a student's ability to learn and believes that all students should have access to comprehensive health services. The Board further recognizes that schools are uniquely positioned to increase health equity and to help ensure that all students have access to necessary health care services. The district may provide access to health services at or near district schools through the establishment of a school health center and/or mobile van(s) that serve multiple campuses, and may utilize telehealth as a delivery mechanism to increase access to health care services in schools.</p>	<p>5141.6 The Governing Board recognizes that good physical and mental health is critical to a student's ability to learn and believes that all students should have access to comprehensive health services. The Board further recognizes that schools are uniquely positioned to increase health equity and to help ensure that all students have access to necessary health care services. The district may provide access to health services at or near district schools through the establishment of a school health center and/or mobile van(s) that serve multiple campuses, and may utilize telehealth as a delivery mechanism to increase access to health care services in schools.</p> <p>The Board and the Superintendent or designee shall collaborate with local and state agencies and health care providers to assess the health needs of students in district schools and the community. Based on the results of this needs assessment and the availability of resources, the Superintendent or designee shall recommend for Board approval the types of health services to be provided by the district, including preventative programming and intervention strategies to address students' physical, mental, and behavioral health needs.</p> <p>Board approval shall be required for any proposed use of district resources and facilities to support school health services. The Superintendent or designee shall identify</p>	<p>The Board of Education recognizes that students need adequate, nourishing food in order to grow, learn, and maintain good health. Foods and beverages available through the district's food service program shall:</p> <ol style="list-style-type: none"> <li>1. Be carefully selected so as to contribute to students' nutritional well-being and the prevention of disease</li> <li>2. Meet or exceed nutritional standards specified in law and administrative regulation</li> <li>3. Be prepared in ways that will appeal to students, retain nutritive quality, and foster lifelong healthful eating habits</li> <li>4. Be served in age-appropriate portions</li> <li>5. Be sold at reasonable prices</li> </ol> <p>The district's food service program shall give priority to serving unprocessed foods and fresh fruits and vegetables that are not deep fried.</p> <p>The Superintendent or designee shall encourage the participation of students and parents/guardians in the selection of foods of good nutritional quality for school menus.</p> <p>The Board desires to provide students with adequate time and space to eat meals. To the extent possible, school, recess, and transportation schedules shall be designed to encourage participation in school meal programs.</p> <p>The Superintendent or</p>	<p>5141.6 The Governing Board recognizes that good physical and mental health is critical to a student's ability to learn and believes that all students should have access to comprehensive health services. The Board further recognizes that schools are uniquely positioned to increase health equity and to help ensure that all students have access to necessary health care services. The district may provide access to health services at or near district schools through the establishment of a school health center and/or mobile van(s) that serve multiple campuses, and may utilize telehealth as a delivery mechanism to increase access to health care services in schools.</p> <p>The Board and the Superintendent or designee shall collaborate with local and state agencies and health care providers to assess the health needs of students in district schools and the community. Based on the results of this needs assessment and the availability of resources, the Superintendent or designee shall recommend for Board approval the types of health services to be provided by the district, including preventative programming and intervention strategies to address students' physical, mental, and behavioral health needs.</p> <p>Board approval shall be required for any proposed use of district resources and facilities to support school health services. The Superintendent or designee shall identify</p>	<p>District prevention and intervention services shall support the mental, behavioral, and social-emotional health of students, promote success in the learning process, and the health of the school environment. Services may include: direct and indirect interventions to address psychological, academic, and social barriers to learning, such as individual or group counseling and consultation, and referrals to school and community support services as needed. (cf. 1020 - Youth Services) (cf. 5131.6 - Alcohol and Other Drugs) (cf. 5141.52 - Suicide Prevention) (cf. 5141.6 - School Health Services) (cf. 6142.8 - Comprehensive Health Education) (cf. 6164.2 - Guidance/Counseling Service)</p>	<p>The Board recognizes that a safe, positive school environment is also conducive to students' physical and mental health and thus prohibits bullying and harassment of all students, including bullying on the basis of body size or health condition. A positive school climate shall be maintained to ensure all students feel safe, supported, and take pride in their school. Schools are encouraged to have clear and consistent rules for student conduct with positive reinforcement for students who adhere to guidelines. Schools will make every effort to incorporate programs that promote non-violent conflict resolution skills and prevent bullying. (cf. 5145.3 - Nondiscrimination/Harassment) (cf. 5131 - Conduct) (cf. 5131.2 - Bullying) (cf. 5137 - Positive School Climate) (cf. 5138 - Conflict Resolution/Peer Mediation) (cf. 5145.3 - Nondiscrimination/Harassment) (cf. 0450 - Comprehensive Safety)</p>	<p>Fostering employees' physical and mental health protects district staff, and by doing so, helps to support students' health and academic success. The District values its staff and their well-being and is committed to providing education and programs to support staff wellness and encourage staff to serve as positive role models. Professional development is encouraged that facilitates staff's knowledge, skills, and understanding of health and wellness.</p>	<p>To encourage consistent health messages between the home and school environment, the Superintendent or designee may disseminate health information and/or the district's student wellness policy to parents/guardians through district or school newsletters, handouts, parent/guardian meetings, district and school websites, and other communications. Outreach to parents/guardians shall emphasize the relationship between student health and academic performance. (cf. 1100 - Communication with the Public) (cf. 1112 - Media Relations) (cf. 1113 - District and School Websites) (cf. 1114 - District-Sponsored Social Media) (cf. 6020 - Parent Involvement)</p>	<p>The Board may enter into a joint use agreement or memorandum of understanding to make district facilities or grounds available for recreational or sports activities outside the school day and/or to use community facilities to expand students' access to opportunity for physical activity.</p>
---	---	--	---	---	---	---	---	--

<p>The Board and the Superintendent or designee shall collaborate with local and state agencies and health care providers to assess the health needs of students in district schools and the community. Based on the results of this needs assessment and the availability of resources, the Superintendent or designee shall recommend for Board approval the types of health services to be provided by the district, including preventative programming and intervention strategies to address</p>								
<p>Board approval shall be required for any proposed use of district resources and facilities to support school health services. The Superintendent or designee shall identify funding opportunities available through grant programs, private foundations, and partnerships with local agencies and</p>								
<p>The Board may prioritize school health services to schools serving students with the greatest need, including schools with medically underserved populations and/or a high percentage of low-income and uninsured children and</p>								
<p>School health services shall be provided under the supervision of a licensed healthcare professional. The Board may employ or contract with healthcare professionals or partner with community health centers to provide the services under the terms of a written contract or memorandum of</p>								
<p>If a school nurse is employed by the school or district, the nurse shall be involved in planning and implementing the school health services as</p>								
<p>The Superintendent or designee shall coordinate the provision of school health services with other student wellness initiatives, including health education, nutrition and physical fitness programs, and other activities designed to create a healthy school environment. The Superintendent or designee shall encourage joint planning and regular communications among health services staff, district administrators, teachers, counselors, other staff, and</p>								
<p>To further encourage student access to health care services, the Superintendent or designee shall develop and implement outreach strategies to increase enrollment of eligible students from low- to moderate-income families in affordable, comprehensive state or federal health coverage programs and local health initiatives. Such strategies may include, but are not limited to, providing information about the Medical program on the application for free</p>								

	Health Education	Physical Education & Activity	Nutrition Environment & Services	Health Services	Counseling, Psychological & Social Services	School & Emotional Climate	Physical Environment	Employee Wellness	Family Engagement	Community Involvement
San Carlos School District	Health Connected partnership for Puberty (Grade 5) and Teen Talk (Grade 7) TUPE Curriculum/Toolkit led by middle school teacher site leads; Nutrition assemblies (varied by site) Suicide Prevention Training for employees provided internally	K-3 Schools, contract with Legarza (2 x per week) Grades 4-8, Credentialed Physical Education Teachers (4 x per week) Middle School Sports Teams, coaching and facilitation provided by Legarza	Universal school nutrition program provided by contract with Lunchmaster No treat birthday recognition in K-3 schools Partnership with Each Green Corner at multiple school sites	District employees - two nurses CPR Training/Certification for some staff AED device on each site and maintenance protocol under development EPIpens available at each site	Mental Health Collaborative meetings and coordination 3 full time school psychologists, 2 part-time psychologists, 4 school counselors MFT Associates work under mental health lead clinician for Tier 2 and 3 support	SEL curriculum: Second step, Sown to Grow (K-5), Middle school curriculum aligned with CASEL standards. School culture and environment tools: AI's Pals (TK), Kelso's choice, Kimochis, zones of regulation, PBIS, peace paths, lunch bunch, friendship groups, no child eats alone (4/5)	<a href="#">Comprehensive School Site Safety Plan linked here</a>	Care Solace Professional development Wednesdays	District partnership with the PTA Coordinating Council Parent education with Parent Venture Community Liaison position to improve individual family engagement School Site Events- Back to School Night (Fall), Celebration of Learning (Spring) Classroom activities for parent involvement (K-5), including art in action	Health and Wellness committee has several active parent and community members Community events, partnership with city events. Event for families living outside of San Carlos

Sequoia Union High School District	Health Education	Physical Education & Activity	Nutrition Environment & Services	Health Services	Counseling, Psychological & Social Services	School & Emotional Climate	Physical Environment	Employee Wellness	Family Engagement	Community Involvement
	SUHSD - Health Connected - Teen Talk , Life Skills 9th grade, 9th grade Biology, TUPE, Neuroscience of Addiction, Physical Education Nutrition/Health units	SUHSD - PE units on nutrition and lifestyle choices	SUHSD - Universal Meals - Brunch & Lunch for all, PE Nutrition unit	SUHSD - Health Aide at every site, A nurse at each site 2 days per week, Stanford Teen Van. Condom Availability Program through Health Office	SUHSD - multiple community partners providing mental health services at sites(ACS, Star Vista, Acknowledge Alliance, and contractors).MHS S at all sites (MFT/LCSW	SUHSD - Wayfinder SEL curriculum Pilot cohort happening this school year, Character Gym, School wide Wellness initiative beginning, School site specific character education	SUHSD - Comprehensive School Safety Plans exist for all school sites and are updated annually.	SUHSD - working with Ann Hipskand from Teachwell to bring more adult SEL to our district. Care Solace services for staff.	SUHSD - Community Liaisons at every site, Parent Liaisons at every site, Parent Project, Newcomer Parent Liaison, Parent Venture programming.	SUHSD - multiple community based organization have partnered with the school sites to provide direct service at our school sites.
			Clinics,Vision, Hearing, Dental, Vaccine, CPR and First Aid Training Collaboration with SHD ,AOD Support and Naloxone Access Training, Fold Health into Wellness Centers							

District is addressing core components of the WSCC model via a policy, practice or project.

WSCC Components	Health Education	Physical Education & Activity	Nutrition Environment & Services	Health Services	Psychological & Social Services	School & Emotional Climate	Physical Environment	Employee Wellness	Family Engagement	Community Involvement
-----------------	------------------	-------------------------------	----------------------------------	-----------------	---------------------------------	----------------------------	----------------------	-------------------	-------------------	-----------------------

Health Education

Physical Education & Activity

Nutrition Environment & Services

Health Services

Counseling, Psychological & Social Services

School & Emotional Climate

Physical Environment

Employee Wellness

Family Engagement

Community Involvement



**Memorandum for Sequoia Healthcare District**

**To:** SHD Board and CEO Pamela Kurtzman

**From:** Rafael Avendaño-Executive Director

**Date:** March 26, 2024

**Memo for funding for PACE Program**

---

**Grant Support**

1. PACE Program Plan to support Transition Age Youth

**BACKGROUND**

- Throughout the months of May 2022-Present, Redwood City Together and PAL Center have worked closely with community-based organization partners to engage with transition-age youth actively and positively in the downtown corridor who identify with the bike life culture/movement. We initiated sessions in which we listened to the youth to learn about their needs and engaged them in envisioning what a safe and respectful community space looks like for them and for our overall community. These dialogues evolved into the framing of a program plan that will be co-created with youth, community partners, and local leaders. Throughout this process, we have had youth find evening fitness and volunteer opportunities, as well as jobs that support the betterment of our community. We also have launched a summer workforce program and created a youth advisory board. As a collective front, RWC Together, Pal Center, and our community-based organization partners aim to support more transition-age youth and their families to link them to needed job opportunities and social services. We are tackling some issues surrounding social determinants of health that are rooted in complex issues surrounding our young people coming from our most marginalized areas of the district. The issues we are currently trying to address are economic stability, mental health, health care access, neighborhood-built environments, and social and community context. We would very much appreciate the partnership of



Sequoia Healthcare District with this program to support the health and wellness of our community members.

Grant Support Request: \$150,000

PACE Goals

**PURPOSEFUL ACTION, CREATION, & ENGAGEMENT (P.A.C.E.) GOALS**

- 1** Ensure non-traditional youth development programs in the City of Redwood City and surrounding communities to support mentorship pathways for workforce development and self empowerment
- 2** Support positive youth development by hosting weekday & weekend events with community-based program partners for opportunity youth
- 3** Provide youth ages 12-24 and their families opportunities to serve on and co-lead Youth/CBO Advisory spaces to shape programming, services, and policies for opportunity youth programs.
- 4** Identify ways to address the acute needs of Transition Age Youth (TAY) and expand alternative public safety initiatives
- 5** Increase youth-serving programs and amenities in the City of Redwood City

**P.A.C.E. Program Effectiveness**

Going into the second year driving out the PACE Program we have seen the success it has had in our community as the program has reached over 500 unduplicated youth through multiple programs that are youth co-created. Youth disturbances downtown have decreased in the years 2024 and 2023 compared to 2022. PACE partners have created more youth amenities and opportunities such as Parks, Recreation, and Community Services Department programs; academies that provide internships; classes on life skills and job readiness training; and actual jobs for transition-aged youth. Furthermore, the PACE program is consolidating social services for transition-aged youth to navigate access to medical, mental health, housing, and food programs in their community, including opportunities to give back and volunteer.

The PACE Program has created job opportunities in the community as well as non-traditional program classes in the evenings for youth who normally are school absentee. PACE has created a flex class inside of Sequoia High School working with youth who are struggling to attend class and need mentoring and social services. With all of these additions to the programs PAL Center has hired program staff to work evening hours on the weekdays and weekends to support programs and demands. The PACE program was highlighted in the State of The City address by the City of Redwood City in the most recent council meeting. Lastly, we are entering into a relationship with workforce community service provider Novaworks to provide job coaching support for our young people in the coming months.

### **Gaps to Fill**

Pal Center has been swift to hire new program staff professionals to fill the void of having late night program hours to work with youth after school and on the weekends. Redwood City Together and the City of Redwood City City Manager Liaison Derek Wolfgram has also been working hard to support analytics, research and grantmaking strategies for sustainability of the program the past year. The PACE program has been a big lift for the team, and we have had assistance from the Sequoia Healthcare District, Sand Hill Foundation, San Mateo County Office of Education and Sequoia Union High School District but we are still in need of support going into year three.

The city, Redwood City Together, and PAL Center staff will continue to apply for grants and sponsorships to support this program going into year three in line with the City's strategic priority focus on children and youth. Unfortunately, with the City budget in a deficit year for program year 2024 the city is not able to flex its funds this programmatic year aside of in-kind services such as staff time, city spaces and Parks and Recreation amenities to support the programmatic of PACE. This coming year our team will continue to apply for State and Federal grants to support our unique and powerful program.

The PAL Center will continue to provide on-the-ground programming support with their partners; Redwood City Together will support strategy development, partnerships, analytics, and promotora workforce development; Parks, Recreation, and Community Services will continue to support this work and create additional opportunities; and other City departments including the IDEAL team, Police Department, Fire Department, and Library will continue to participate in developing and delivering PACE activities.

## Proposed Budget

PACE Expenditures:	Amount	Description
Lead CBO-PAL	\$75,000.00	Program Staff and Program Admin
Program Partners	\$4,000.00	CBO's coordinating and engaging in youth activities and workforce
Youth Stipends	\$50,000.00	For youth planning committee and summer jobs
Food, Supplies, Vendors	\$20,000	Venues, Meals, etc...
MISC Support	\$1,000.00	Administration and printing costs
	\$150,000	

Any changes to the Budget must be approved by the PACE Administration Team or their designee in writing.

1. The PACE Program will be led by Pal Center of Redwood City, The City of Redwood City and Redwood City Together Collaborative
2. Pal Center will contract Community Based Organizations and community leaders to do the on the ground program activities in collaboration with and for TAY.
3. Pal Center will contract Community Based Organizations to create weekly youth development activities that can stretch into late evening hours and job opportunities.
4. Pal Center and RWC Together will lead this effort from Present-April 2024
5. Pal Center and RWC Together, City of Redwood City City Manager's Office, Police and Fire Departments will continue to have quarterly meetings to assess the progress of this acute need around transition age youth in RWC/NFO.
6. Pal Center, City of Redwood City and RWC Together will collect and analyze data and work with CCCS NAT to give recommendations for school and afterschool programs for TAY demographic.
7. Pal Center and Redwood City Together will work with City of Redwood City Police department and San Mateo County Sheriff's Department to explore alternative public safety prevention methods for TAY Demographic and share findings around nontraditional work with an emphasis on current diversion program practices.



# PACE YEAR 2

Purposeful Action, Creation & Engagement Plan  
Quarter 2 Updates

“ I liked the mentors, coaches, getting paid, the academy, community space, and people. ”

“ Tito said [the internship] was cool, so I trust him. ”

“ I was able to get paid and take care of my family. ”

“ I liked being able to learn different skills. [I'd like to see] more internship opportunities. ”

**PACE Year 1 Data & Analytics**

## PACE YOUTH ENGAGED ACROSS 15 EVENTS IN Q2

- Sequoia Healthcare District Board Presentation: **5 youths**
- San Mateo Credit Union: Finance Workshop: **7 youths**
- College, Career, Community Fair at Sequoia High School: **8 youths**
- Pal-oween PACE Face Painting Station: **6 youths**
- Fox Theater “ Right to Read” Event: **4 youths**
- CHASELOVE San Francisco Unsheltered Street Drive: **6 youths**
- PACE Friendsgiving Event at Mezes Park: **18 youths**
- OYE Appreciation Dinner: **6 youths**
- CHASELOVE Experience Unsheltered Fundraiser: **8 youths**
- Senator Josh Becker: 200k Check City Council Presentation: **6 youths**
- Redwood City Gift Wrapping Event at Red Morton: **10 youths**
- Christmas in the Park SJ Field Trip: **14 youths**
- Pal Holly Jolly Community Party - PACE Face Paint Station: **16 youths**
- CHASELOVE Holiday SF Toy Drive/Unsheltered Outreach Distribution: **6 youths**
- SV2 Funder Networking Dinner: **6 youths**

### REGULAR PROGRAMMING

- Youth regularly attend basketball, boxing, & strength training programs at the Pal Center
- 50 youth regularly attend the PACE Flex class at Sequoia High School



## **Automated External Defibrillator (AED) Replacement Project**

The Sequoia Healthcare District has purchased and distributed more than 300 automated external defibrillators (AEDs) to the county, cities, schools, police and fire departments, houses of worship and nonprofits that serve residents within the district boundaries, a project that started in 2006.

These AEDs (excluding fire departments), are monitored by Via Heart Project, who ensures that the organizations test their equipment on a regular basis, to ensure that the units will perform when they are needed. The district contracts with Via at a cost of \$130 per unit, per year for this monitoring service. The service tracks each units' location and supply status and informs the organization when batteries, pads (electrodes), and even the entire unit needs to be replaced. The organizations have been responsible for purchasing the replacement pads and batteries when necessary. The pads need to be replaced every two years, and the batteries every 3-5 years depending on the type of unit. The pads cost approximately \$200 to replace, and the batteries can cost up to \$500.00, again depending on the unit.

The life of AEDs is approximately 12 years. After that time, the defibrillators should be replaced, as it would be a potential risk to allow these units to fail in an event if they were needed to save a life. The District is indemnified from risk if the unit fails, but we would not want to have a unit fail under any circumstances. The organizations that we have identified, schools, houses of worship, and non-profits would be hard pressed to find the necessary funds to replace these units when they are already struggling financially.

We have looked at the number of units that will pass their life expectancy, excluding the police, fire, county, and cities, with the assumption that they can afford to replace these devices utilizing their own source of funds. We have determined that 102 units will need to be purchased to replace the expiring AEDs. A budget for this process has been included in the packet.

One of the disadvantages of the present placement of these devices is the placement of units inside buildings not accessible during hours when these facilities are closed and locked. In the past, there were not adequate cabinets to contain these devices outside. Vandalism, weather conditions, and safe access did not exist. They now



have cabinets that are temperature controlled and locked to avoid theft and extreme weather that could make the unit inoperable.

We have looked at several brands of cabinets which now address these issues. We would look to partner with our cities (parks, community centers, public venues) to make the units accessible for outdoor activities, addressing the locked buildings and distance involved in reaching one of these devices in time to administer lifesaving first aid, within two to four minutes. This budget includes a cost for 10 such cabinets.

Recommended Motion: To approve the expenditure of up to \$265,000 to replace outdated AED units previously placed in schools and community settings and install up to 10 outdoor AED cabinets in high volume community spaces in SHD.

## Sequoia Healthcare District AED Replacement Project

Total AED 12+ Years Old In District

Mfg between 2003 and 2012 148

County, City, Police, Fire including recreation  
departments

(46)

Units needing replaced (non-profits, places of worship,  
schools)

102

Average cost of replacement AED

\$2,350

\$239,700

Outdoor Cabinets (wall mount), ten units

CE-TEK 4000 (1) \$3,100 \$31,000

SaveStation 600 (alarmed) \$2,400 \$24,000

SaveStation 600 VHM (alarmed, monitored) \$4,400 \$44,000

Total 201 AED units and 10 save Station 600 alarmed \$265,000

Outside Towers (free standing)

SaveStation 700VH (2) \$3,100

SaveStation 700VHM (3) \$5,025

Talk-A-Phone (need more info) \$8,660

1. Secure cabinet, needs code to open
2. Can be opened and alarm goes off
3. Can be opened and alarm goes off,  
monitored by ADT and is maintenance monitored  
(like Via)



Organization	Location	Street	City	zip code	Model	Placement	serial number	Year	Main	Battery			Battery install	Installation Date
								Manufr.	Battery	main pads	sec pads	ped pads		
Belmont Oaks Academy and Merry Moppet Preschool	Belmont Oaks Academy and Merry Moppet Pre school	2200 Carlmont Dr	Belmont	94002	Physio-Control LIFEPAK CR Plus	Admin Bldg; behind receptionist in sick room	34397656	2006	6-Aug-24	6-Aug-24		16-Nov-24	25-Aug-10	
Belmont Redwood Shores School District	Central Elementary School	525 Middle Road	Belmont	94002	Cardiac Science Powerheart G3	Central cooridor, east wall	4284657	2010	30-Nov-25	28-Nov-24	28-Nov-24	30-Nov-21	25-Aug-10	
Belmont Redwood Shores School District	Cipriani Elementary School	2525 Buena Vista Ave	Belmont	94002	Cardiac Science Powerheart G3	MUR, at right of stage	4217581	2008	21-Oct-24	8-Nov-24	8-Nov-24	21-Oct-20	25-Aug-10	
Belmont Redwood Shores School District	Fox Elementary School	3100 St James Rd	Belmont	94002	Cardiac Science Powerheart G3	MUR near fire extinguisher	4217771	2008	5-Oct-24	28-Nov-24	28-Nov-24	5-Oct-20	25-Aug-10	
Belmont Redwood Shores School District	Nesbit Elementary School	500 Biddulph Way	Belmont	94002	Cardiac Science Powerheart G3	in Main Office next to Nurse's office	4200680	2008	29-Nov-26	28-Oct-25	28-Oct-25	29-Nov-22	25-Aug-10	
Belmont Redwood Shores School District	Ralston Middle School	2675 Ralston Ave	Belmont	94002	Cardiac Science Powerheart G3	Old Main Building, by Rm 8	4217774	2008	22-Oct-24	30-Sep-24	30-Sep-24	22-Oct-20	25-Aug-10	
Belmont Redwood Shores School District	Ralston Middle School	2675 Ralston Ave	Belmont	94002	Cardiac Science Powerheart G3	West wall of gym - just inside from oyer	4217521	2008	22-Oct-24	30-Sep-24	30-Sep-24	22-Oct-20	25-Aug-10	
Belmont Redwood Shores School District	Redwood Shores Elementary	225 Shearwater Parkway	Redwood City	94065	Cardiac Science Powerheart G3	Main office, nurse's station	4138482	2007	18-Nov-26	28-Oct-25	28-Oct-25	18-Nov-22	16-Dec-13	
Belmont Redwood Shores School District	Sandpiper Elementary	801 Redwood Shores Pkwy	Redwood City	94065	Cardiac Science Powerheart G3	Outside room 25	4217778	2008	2-Dec-24	28-Oct-25	28-Oct-25	2-Dec-20	25-Aug-10	
Belmont Redwood Shores School District	Sandpiper Elementary	801 Redwood Shores Pkwy	Redwood City	94065	Cardiac Science Powerheart G3	Admin office near restroom	4284669	2010	29-Nov-25	28-Nov-24	28-Nov-24	29-Nov-21	25-Aug-10	
Boys and Girls Club of the Peninsula	Boys and Girls Club - East	401 Pierce Rd	Menlo Park	94025	Cardiac Science Powerheart G3	Inside front entrance on right above cubbies	4138588	2007	29-Feb-24	25-Jul-24	28-Nov-24	24-Jan-25	30-Jan-20	25-Aug-10
Boys and Girls Club of the Peninsula	Boys and Girls Club - East	2031 Pulgas Ave	East Palo Alto	94303	Cardiac Science Powerheart G3	On wall behind reception	4000044	2007	4-Mar-28	28-Dec-25	28-Dec-25	18-Nov-25	4-Mar-24	25-Aug-10
Boys and Girls Club of the Peninsula	Boys and Girls Club -	1109 Hilton St	Redwood City	94063	Cardiac Science Powerheart G3	Main room south wall	4138600	2007	8-Feb-28	28-Jul-24	28-Dec-25	18-Nov-25	8-Feb-24	25-Aug-10
Charles Armstrong School	Charles Armstrong School	1405 Solana Dr	Belmont	94002	Physio-Control LIFEPAK CR Plus	Building 1/Administrative Office just inside entra	34392819	2006	6-Aug-24	6-Aug-24			25-Aug-10	
Charles Armstrong School	Charles Armstrong School	1405 Solana Dr	Belmont	94002	Physio-Control LIFEPAK CR Plus	Student Services Bldg; next to copy machine	34396581	2006	6-Aug-24	6-Aug-24			25-Aug-10	
Creative Learning Center	Creative Learning Center	815 Allerton Street	Redwood City	94063	Cardiac Science Powerheart G3	Multi-Purpose/ OT Room	4200737	2008	25-Jan-25	28-Oct-25	28-Oct-25	25-Jan-21	25-Aug-10	
El Centro de Libertad (The Freedom Center)	El Centro de Libertad (The	500 Allerton St # 2	Redwood City	94063	Cardiac Science Powerheart G3	2nd Floor Reception	4217340	2008	22-Jan-25	28-Oct-24	28-Oct-24	22-Jan-21	25-Aug-10	
Footsteps Childcare	Footsteps at Nesbit Puma	500 Biddulph Way	Belmont	94002	Cardiac Science Powerheart G3	Room 1 by front door	4138700	2007	25-Jun-24	28-Oct-25		1-Mar-20	25-Aug-10	
Footsteps Childcare	Footsteps@Barrett	1870 Ralston Ave	Belmont	94002	Cardiac Science Powerheart G3	By office in room D	4138678	2007	18-Aug-24	28-Jun-24	28-Jun-24	18-Aug-20	25-Aug-10	
Footsteps Childcare	Footsteps@Nesbit	500 Biddulph Way	Belmont	94002	Cardiac Science Powerheart G3	above reception desk	4133166	2007	8-Jan-28	28-Oct-25	28-Oct-25	8-Jan-24	25-Aug-10	
Footsteps Childcare	Footsteps@Shores	225 Shearwater Parkway	Redwood City	94065	Cardiac Science Powerheart G3	After School Care Building above fire extinguisher	4138701	2007	10-Nov-26	28-Oct-25		10-Nov-22	25-Aug-10	
Kainos	Kainos Home and Training	3631 Jefferson Avenue	Redwood City	94062	Physio-Control LIFEPAK CR Plus	right wall on the front office counter	40016445	2011	31-Oct-25	31-Oct-25			7-Nov-11	
Kainos	Kainos Vocational Services	2761 Fair Oaks Avenue	Redwood City	94063	Physio-Control LIFEPAK CR Plus	next to mailboxes	40016446	2011	31-Oct-25	31-Oct-25			7-Nov-11	
National Center for Equine Facilitated Therapy/Riley's Place	National Center for Equine Facilitated Therapy	880 Runnymede Road	Woodside	94062	Physio-Control LIFEPAK CR Plus	Outside Tack Room to right of office	38834473	2010	27-Jul-25	27-Jul-25		3-Dec-24	1-Jun-23	25-Aug-10
Notre Dame Elementary	Notre Dame Elementary	1200 Notre Dame Ave	Belmont	94002	Physio-Control LIFEPAK CR Plus	Admin Building; hallway next to girls	33995310	2005	1-Oct-24	1-Oct-24		1-Oct-24	22-Jun-22	25-Aug-10
Notre Dame University	Cunningham Chapel N Wall	1500 Ralston Ave	Belmont	94002	Cardiac Science Powerheart G3	Extinguisher	4138339	2007	17-Mar-28	28-Dec-25	28-Dec-25	15-Mar-24	25-Aug-10	
Notre Dame University	Near Fire Extinguisher	1500 Ralston Ave	Belmont	94002	Cardiac Science Powerheart G3	Geller Library outdoor front entrace	4154565	2007	18-Mar-28	28-Dec-25	28-Dec-25	13-Mar-20	25-Aug-10	
Notre Dame University	Gleason Hall Gym near fire	1500 Ralston Ave	Belmont	94002	Cardiac Science Powerheart G3	Gleason Hall Gym near fire extinguisher	4154323	2007	17-Mar-28	28-Dec-25	28-Dec-25	15-Mar-24	25-Aug-10	
Notre Dame University	Notre Dame University	1500 Ralston Ave	Belmont	94002	Cardiac Science Powerheart G3	Facilities Bldg outside office	4135983	2007	27-Jun-26	28-Dec-25	28-Dec-25	27-Jun-22	25-Aug-10	
Notre Dame University	Facilities Bldg outside office	1500 Ralston Ave	Belmont	94002	Cardiac Science Powerheart G3	St. Joseph Lobby	4138601	2007	17-Mar-28	28-Dec-25	28-Dec-25	18-Nov-25	15-Mar-24	25-Aug-10
Notre Dame University	Notre Dame University	1500 Ralston Ave	Belmont	94002	Cardiac Science Powerheart G3	Music Hall next to Cuvilly Bldg.	4154400	2007	17-Mar-28	28-Dec-25	28-Dec-25	15-Mar-24	25-Aug-10	
Notre Dame University	Outdoor Music Hall,	1500 Ralston Ave	Belmont	94002	Cardiac Science Powerheart G3	Music Hall next to Cuvilly Bldg.	4154400	2007	17-Mar-28	28-Dec-25	28-Dec-25	15-Mar-24	25-Aug-10	
Notre Dame University	Portable - Notre Dame	1500 Ralston Ave	Belmont	94002	Cardiac Science Powerheart G3	Portable - Notre Dame Security Vehicle	4138651	2007	17-Mar-28	28-Dec-25	28-Dec-25	18-Nov-25	15-Mar-24	25-Aug-10
Notre Dame University	Ralston Hall 1st floor,	1500 Ralston Ave	Belmont	94002	Cardiac Science Powerheart G3	Ralston Hall 1st floor, outside kitchen	4135578	2007	17-Mar-28	28-Dec-25		15-Mar-24	25-Aug-10	
Notre Dame University	St. Mary's Hall outside public safety office	1500 Ralston Ave	Belmont	94002	Cardiac Science Powerheart G3	St. Mary's Hall outside public safety office	4154368	2007	17-Mar-28	28-Dec-25	28-Dec-25	18-Nov-25	15-Mar-24	25-Aug-10
Peninsula Volunteers Little House	Peninsula Volunteers - Little	800 Middle Avenue	Menlo Park	94025	Philips HeartStart OnSite	In hallway behind reception desk	A05J-00109	2005	17-Nov-27	30-Nov-25	30-Nov-25	17-Nov-23	8-Sep-14	
Redeemer Lutheran Ministries	Redeemer Lutheran	468 Grand Street	Redwood City	94062	Physio-Control LIFEPAK CR Plus	Main School Hallway	38834474	2010	31-Oct-25	31-Oct-25		29-Mar-23	25-Aug-10	
Redeemer Lutheran Ministries	Redeemer Lutheran	468 Grand Street	Redwood City	94062	Physio-Control LIFEPAK CR Plus	Breezeway between Multi Purp room & church	38834475	2010	31-Oct-25	31-Oct-25		29-Mar-23	25-Aug-10	
Redwood City School District	Ministries	468 Grand Street	Redwood City	94062	Physio-Control LIFEPAK CR Plus	Breezeway between Multi Purp room & church	38834475	2010	31-Oct-25	31-Oct-25		29-Mar-23	25-Aug-10	
Redwood City School District	Adelante School	3150 Granger Way	Redwood City	94061	Cardiac Science Powerheart G3	MUB/Cafeteria	4200650	2008	25-Aug-24	28-Nov-24	28-Nov-24	1-Feb-26	25-Aug-20	25-Aug-10
Redwood City School District	Adelante-Selby School	170 Selby Ln	Atherton	94027	Cardiac Science Powerheart G3	MUB wall closest to field	4200602	2008	24-Aug-24	28-Feb-25	28-Dec-25	1-Feb-26	24-Aug-20	25-Aug-10
Redwood City School District	Adelante-Selby School	170 Selby Ln	Atherton	94027	Cardiac Science Powerheart G3	Staff Room	4200563	2008	24-Aug-24	28-Nov-24	28-Nov-24	1-Feb-26	24-Aug-20	25-Aug-10
Redwood City School District	Clifford Elementary School	225 Clifford Ave	Redwood City	94062	Cardiac Science Powerheart G3	MUB Foyer	4154367	2007	19-May-27	28-Nov-24	28-Nov-24	9-Sep-25	31-May-19	25-Aug-10
Redwood City School District	Clifford Elementary School	225 Clifford Ave	Redwood City	94062	Cardiac Science Powerheart G3	Outside Nurses Office	4154301	2007	9-Feb-28	28-Nov-24	28-Nov-24	9-Sep-25	9-Feb-24	25-Aug-10

Redwood City School District	Clifford Elementary School	225 Clifford Ave	Redwood City	94062	Cardiac Science Powerheart G3	Upstairs enclosed hallway, across from boys restr	4154650	2007	19-May-27	28-Nov-24	28-Nov-24	9-Sep-25	31-May-19	25-Aug-10
Redwood City School District	Fair Oaks School	2950 Fair Oaks Ave	Redwood City	94063	Cardiac Science Powerheart G3	MUB Foyer	4200617	2008	24-Aug-24	28-Nov-24	28-Nov-24		24-Aug-20	25-Aug-10
Redwood City School District	Fair Oaks School	2950 Fair Oaks Ave	Redwood City	94063	Cardiac Science Powerheart G3	Staff Room, on right of entrance	4200743	2008	24-Aug-24	28-Nov-24	28-Nov-24		24-Aug-20	25-Aug-10
Redwood City School District	Garfield Middle School	3600 Middlefield Rd	Menlo Park	94025	Cardiac Science Powerheart G3	MUB foyer	4200763	2007	24-Aug-24	28-Nov-24	28-Nov-24	1-Feb-26	24-Aug-20	25-Aug-10
Redwood City School District	Garfield Middle School	3600 Middlefield Rd	Menlo Park	94025	Cardiac Science Powerheart G3	Parent Center rm 11	4200759	2007	24-Aug-24	28-Nov-24	28-Nov-24	1-Feb-26	24-Aug-20	25-Aug-10
Redwood City School District	Hawes School	909 Roosevelt Ave	Redwood City	94061	Cardiac Science Powerheart G3	Corridor	4200681	2007	25-Aug-24	28-Nov-24	28-Nov-24		25-Aug-20	25-Aug-10
Redwood City School District	Henry Ford School	2498 Massachusetts Ave	Redwood City	94061	Cardiac Science Powerheart G3	Admin nurses office	4200634	2007	24-Aug-24	28-Dec-25	28-Dec-25	1-Feb-26	24-Aug-20	25-Aug-10
Redwood City School District	Henry Ford School	2498 Massachusetts Ave	Redwood City	94061	Cardiac Science Powerheart G3	MUB foyer	4200839	2007	31-Aug-24	28-Dec-25	28-Dec-25	9-Sep-25	24-Aug-20	25-Aug-10
Redwood City School District	Hoover Community School	701 Charter St	Redwood City	94063	Cardiac Science Powerheart G3	MUB, right of stage	4200836	2008	9-Nov-27	28-Nov-24	28-Nov-24	1-Feb-26	9-Nov-23	25-Aug-10
Redwood City School District	Hoover Community School	701 Charter St	Redwood City	94063	Cardiac Science Powerheart G3	Room 309, West wall	4200803	2008	9-Nov-27	28-Nov-24	28-Nov-24	1-Feb-26	9-Nov-23	25-Aug-10
Redwood City School District	Hoover Community School	701 Charter St	Redwood City	94063	Cardiac Science Powerheart G3	Room 700 just inside door on left	4200740	2008	14-Nov-26	28-Nov-24	28-Nov-24	1-Feb-26	14-Nov-22	25-Aug-10
Redwood City School District	Hoover Community School	701 Charter St	Redwood City	94063	Cardiac Science Powerheart G3	Staff room, east wall	4200809	2008	9-Nov-27	28-Nov-24	28-Nov-24	1-Feb-26	9-Nov-23	25-Aug-10
Redwood City School District	Kennedy Middle School	2521 Goodwin Ave	Redwood City	94061	Cardiac Science Powerheart G3	B-quad, outdoor	4154348	2007	22-Jan-28	28-Nov-24	28-Nov-24		22-Jan-24	25-Aug-10
Redwood City School District	Kennedy Middle School	2521 Goodwin Ave	Redwood City	94061	Cardiac Science Powerheart G3	Gym, SE wall below fire alarm	4154346	2007	22-Jan-28	28-Nov-24	28-Nov-24		22-Jan-24	25-Aug-10
Redwood City School District	McKinley School of Technology (MIT)	400 Duane St	Redwood City	94062	Cardiac Science Powerheart G3	Gym foyer, adjacent to trophy case	4154501	2007	5-Dec-27	28-Nov-24	28-Nov-24		5-Dec-23	25-Aug-10
Redwood City School District	McKinley School of Technology (MIT)	400 Duane St	Redwood City	94062	Cardiac Science Powerheart G3	Main building outside auditorium left side of audi	4154647	2007	5-Dec-27	28-Nov-24	28-Nov-24		5-Dec-23	25-Aug-10
Redwood City School District	McKinley School of Technology (MIT)	400 Duane St	Redwood City	94062	Cardiac Science Powerheart G3	Main building upstairs next to roof access door, a	4154404	2007	5-Dec-27	28-Nov-24	28-Nov-24		5-Dec-23	25-Aug-10
Redwood City School District	McKinley School of Technology (MIT)	400 Duane St	Redwood City	94062	Cardiac Science Powerheart G3	At Northstar-2 story bldg LL, NW wall near Janitor's closet	4154390	2007	8-Dec-27	28-Nov-24	28-Nov-24		8-Dec-23	25-Aug-10
Redwood City School District	Orion Alternative and	555 Avenue Del Ora	Redwood City	94062	Cardiac Science Powerheart G3	Admin bldg upper hallway outside Rm 2	4200632	2007	24-Aug-24	28-Oct-25	28-Oct-25	1-Feb-26	24-Aug-20	25-Aug-10
Redwood City School District	Orion Alternative and	555 Avenue Del Ora	Redwood City	94062	Cardiac Science Powerheart G3	MUB foyer	4200734	2007	24-Aug-24	28-Nov-24	28-Nov-24	1-Feb-26	24-Aug-20	25-Aug-10
Redwood City School District	Redwood City School District	601 James Ave	Redwood City	94062	Cardiac Science Powerheart G3	Office break room	4217856	2007	31-Jan-26	28-Nov-24	28-Nov-24		31-Jan-22	25-Aug-10
Redwood City School District	Redwood City School District	750 Bradford St	Redwood City	94063	Cardiac Science Powerheart G3	Main lobby next to elevator	4217820	2007	20-Apr-24	28-Nov-24	28-Nov-24		20-Apr-20	25-Aug-10
Redwood City School District	Roosevelt School	2223 Vera Ave	Redwood City	94061	Cardiac Science Powerheart G3	inside workroom 2 (behind door)	4200829	2007	24-Aug-24	28-Nov-24	28-Nov-24	1-Feb-26	24-Aug-20	25-Aug-10
Redwood City School District	Roosevelt School	2223 Vera Ave	Redwood City	94061	Cardiac Science Powerheart G3	Admin office lobby	4200791	2007	24-Aug-24	28-Oct-25	28-Oct-25	1-Feb-26	24-Aug-20	25-Aug-10
Redwood City School District	Roosevelt School	2223 Vera Ave	Redwood City	94061	Cardiac Science Powerheart G3	MUB foyer	4353327	2011	4-May-27	28-Nov-24	28-Nov-24	1-Feb-26	4-May-23	25-Aug-10
Redwood City School District	Roy Cloud School	3790 Red Oak Way	Redwood City	94061	Cardiac Science Powerheart G3	MUB Foyer	4154683	2007	5-Dec-27	28-Dec-25	28-Nov-24	1-Feb-26	5-Dec-23	25-Aug-10
Redwood City School District	Roy Cloud School	3790 Red Oak Way	Redwood City	94061	Cardiac Science Powerheart G3	Main Office	4154336	2007	9-Feb-28	28-Dec-25	28-Dec-25	1-Feb-26	9-Feb-24	25-Aug-10
Redwood City School District	Taft School	903 10th Ave	Redwood City	94063	Cardiac Science Powerheart G3	MUB foyer	4200502	2007	24-Aug-24	28-Nov-24	28-Nov-24	9-Sep-25	24-Aug-20	25-Aug-10
Redwood City School District	Taft School	903 10th Ave	Redwood City	94063	Cardiac Science Powerheart G3	Main school office	4200802	2007	14-Jan-25	28-Mar-25		9-Sep-25		14-Jan-21
San Carlos School District	Arundel Elementary School	200 Arundel Road	San Carlos	94070	Cardiac Science Powerheart G3	MUR Foyer near water fountain	4284652	2010	13-Dec-25	28-Nov-24	28-Nov-24		28-Nov-24	25-Aug-10
San Carlos School District	Brittan Acres School	2000 Belle Avenue	San Carlos	94070	Cardiac Science Powerheart G3	MUB SE Wall near Fire Extinguisher	4284712	2010	21-Sep-26	28-Nov-24	28-Nov-24	18-Nov-25	21-Sep-22	25-Aug-10
San Carlos School District	Central Middle School	757 Cedar Street	San Carlos	94070	Cardiac Science Powerheart G3	Nurse's office	4154344	2007	30-Oct-24	28-Nov-24	28-Nov-24		30-Oct-20	25-Aug-10
San Carlos School District	Central Middle School	757 Cedar Street	San Carlos	94070	Cardiac Science Powerheart G3	Big Gym	4278321	2008	30-Oct-24	28-Nov-24	28-Nov-24		30-Oct-20	11-Mar-11
San Carlos School District	Charter Learning Center	750 Dartmouth Avenue	San Carlos	94070	Cardiac Science Powerheart G3	CLC Admin Office	4278362	2010	24-Jan-26	28-Nov-24	28-Nov-24	9-Sep-25	24-Jan-22	25-Aug-10
San Carlos School District	Heather Elementary School	2757 Melendy Drive	San Carlos	94070	Cardiac Science Powerheart G3	MUR East wall near Fire Extinguisher	4283320	2010	5-Oct-25	28-Oct-25	28-Oct-25		5-Oct-21	25-Aug-10
San Carlos School District	San Carlos School District	1200 Industrial Road	San Carlos	94070	Physio-Control LIFEPAK CR Plus	Staff Kitchen	40148199	2012	1-Jun-24	1-Jun-24				20-Jan-12
San Carlos School District	Tierra Linda Middle School	750 Dartmouth Avenue	San Carlos	94070	Cardiac Science Powerheart G3	Tierra Linda Office	4278310	2008	5-Oct-25	28-Oct-24	28-Oct-24			25-Aug-10
San Carlos School District	Tierra Linda Middle School	750 Dartmouth Avenue	San Carlos	94070	Cardiac Science Powerheart G3	Gym North Wall	4278305	2008	5-Oct-25	28-Oct-24	28-Oct-24			25-Aug-10
San Carlos School District	White Oaks School	1901 White Oak Way	San Carlos	94070	Cardiac Science Powerheart G3	MUR	4217424	2008	19-Nov-24	28-Jun-24	28-Jun-24		19-Nov-20	25-Aug-10
Sequoia Christian Church	Sequoia Christian Church	233 Topaz St	Redwood City	94062	Cardiac Science Powerheart G3	Kids Activity Room #3 (toddlers)	4283332	2010	15-Sep-26	28-Oct-25	28-Oct-25	4-Jan-25	12-Jun-18	25-Aug-10
Sequoia Healthcare District	Sequoia Healthcare District	525 Veterans Blvd.	Redwood City	94063	Cardiac Science Powerheart G3	Pamela's Loaner Unit	4284713	2007	30-Aug-26	28-Nov-24	28-Dec-25		30-Aug-22	4-Mar-11
Sequoia Healthcare District	Sequoia Healthcare District	525 Veterans Blvd.	Redwood City	94063	Cardiac Science Powerheart G3	Back Hallway	4261860	2008	12-Nov-24	28-Dec-25	28-Dec-25		12-Nov-20	12-Oct-12
Sequoia Healthcare District	Sequoia Healthcare District	525 Veterans Blvd.	Redwood City	94063	Physio-Control LIFEPAK CR Plus	SHD Loaner Unit	39491046	2010	10-Nov-25	10-Nov-25			5-Jun-23	1-Mar-11
Sequoia Union High School District	Carlmont High School	1400 Alameda de las Pulgas	Belmont	94002	Physio-Control LIFEPAK CR Plus	Scotts Gym	34159320	2006	25-Jun-24	25-Jun-24			12-Nov-21	25-Aug-10
Sequoia Union High School District	Carlmont High School	1400 Alameda de las Pulgas	Belmont	94002	Physio-Control LIFEPAK CR Plus	Hall C in front of room C-4	34930627	2006	25-Jun-24	25-Jun-24			12-Nov-21	25-Aug-10
Sequoia Union High School District	Carlmont High School	1400 Alameda de las Pulgas	Belmont	94002	Physio-Control LIFEPAK CR Plus	Baseball Field equipment shed	34035548	2006	25-Jun-24	25-Jun-24			12-Nov-21	25-Aug-10
Sequoia Union High School District	Menlo-Atherton High School	555 Middlefield Rd	Atherton	94027	Physio-Control LIFEPAK CR Plus	Staff Room, wing F	34975760	2006	23-Aug-25	23-Aug-25			5-Apr-23	25-Aug-10

Sequoia Union High School District	Sequoia Union High School District Offices	480 James Avenue	Redwood City	94062	Cardiac Science Powerheart G3	Main Lobby Right of Reception Desk	4283335	2010	14-Jan-26	28-Nov-24	28-Nov-24	14-Jan-22	25-Aug-10	
Sequoia Union High School District	Sequoia Union HS District Transportation Department	1090 Mills Way	Redwood City	94061	Physio-Control LIFEPAK CR Plus	West wall in the main lobby at 1090 Mills Way.	40844593	2012	10-Nov-25	10-Nov-25		21-Oct-20	30-May-13	
Sequoia Union High School District	Woodside High School	199 Churchill Ave	Woodside	94062	Physio-Control LIFEPAK CR Plus	Portable AED for Athletic Trainer	47105060	2011	23-Nov-25	23-Nov-25			1-Jul-18	
St Matthias Church	St Matthias Preschool	533 Canyon Rd	Redwood City	94062	Physio-Control LIFEPAK CR Plus	Preschool office next to restroom	34975734	2006	31-Oct-25	31-Oct-25		14-Jul-24	24-Jul-23	25-Aug-10
St Pius School	St Pius School	1100 Woodside Rd	Redwood City	94061	Physio-Control LIFEPAK CR Plus	Outside in Admin breezeway corridor between Rm 3 &	34243181	2006	10-Nov-25	10-Nov-25		22-Sep-25	21-Jun-23	25-Aug-10
St. Antonys Padua Dining Room	St. Antonys Padua Dining Room	3500 Middlefield Road	Menlo Park	94025	Cardiac Science Powerheart G3	Main Dining Hall near kitchen	4283404	2010	10-Apr-24	28-Oct-25	28-Oct-25	10-Apr-20	25-Aug-10	
St. Francis Center	St. Francis Center	151 Buckingham Avenue	Redwood City	94063	Physio-Control LIFEPAK CR Plus	Siena Center	40487573	2012	10-Nov-25	10-Nov-25		8-Sep-20	20-Jul-12	
St. Francis Center	St. Francis Center	151 Buckingham Avenue	Redwood City	94063	Physio-Control LIFEPAK CR Plus	Main St. Francis Bldg.	40490711	2012	10-Nov-25	10-Nov-25		8-Sep-20	20-Jul-12	
The Church of the Epiphany	The Church of the Epiphany	1839 Arroyo Ave	San Carlos	94070	Physio-Control LIFEPAK CR Plus	Parish Hall entrance	40705173	2012	10-Nov-25	10-Nov-25		14-Jul-24	5-Jul-23	15-Oct-12
Woodland School	Woodland School	360 La Cuesta Drive	Portola Valley	94028	Physio-Control LIFEPAK CR Plus	Multi-purpose Room	40346891	2012	10-Jun-24	10-Jun-24		22-Sep-25	10-Jun-12	
Woodside Elementary School	Woodside Elementary	3195 Woodside Rd	Woodside	94062	Physio-Control LIFEPAK CR Plus	Admin Bldg with other First Aid supplies	37233876	2008	10-Nov-25	10-Nov-25		21-Aug-20	25-Aug-10	
Woodside Elementary School	Woodside Elementary School	3195 Woodside Rd	Woodside	94062	Physio-Control LIFEPAK CR Plus	Wall inside main entrance of far south gym	37233875	2008	10-Nov-25	10-Nov-25		21-Aug-20	25-Aug-10	
Woodside Village Community Church	Woodside Village	3154 Woodside Rd	Woodside	94062	Cardiac Science Powerheart G3	Outside Office in Breezeway Corridor	4154327	2007	8-Aug-24	28-Feb-25	28-Jun-24	24-Jan-25	8-Aug-20	25-Aug-10

## Proposition 1, Behavioral Health Services Program and Bond Measure Summary for Board Discussion

Presented to SHD Board of Directors on April 3, 2024 - Jenny Bratton

### Context

Legislators announced the official passage of Prop 1 two weeks ago: 50.2 percent (3,627,928) in favor to 49.8 percent (3,600,315) against (Ballotpedia).

Currently, California's mental health systems is funded by the 2004 Mental Health Services Act (MHSA), which taxes millionaires 1% of income earned over \$1 million. This generates between \$2 billion and \$3.5 billion per year.

*\*This one-page summary will be accompanied by a PowerPoint presentation.*

### Changes to MHSA

- **Name**  
Mental Services Act (MHSA) will now be called Behavioral Health Services Act (BHSA)
- **Control**  
Prop 1 will shift control from counties to the state when it comes to funding housing programs, behavioral health services, and full-service treatment programs. An estimated \$140 million will be deferred to the state instead of counties.
- **Bond Authorization**  
Prop 1 authorizes around \$6.4 billion in bonds to pay for major projects: \$1 billion for housing Veterans, \$4.4 billion for mental health and drug/alcohol treatment facilities, and \$2 billion for new housing or housing conversions.

### Results

- **Less money for County programs**  
Less money will be available for counties to spend on programs like mental health outreach or care.
- **New Allocation Requirements**  
Counties will be required to spend more funds on housing, wrap-around services (including education and employment assistance), specifically 30%.
- **More Accountability**  
Counties will be monitored more closely on how they spend BSA funds.

### Implications

Local non-profits may be directly affected by a loss of County funding. The concern is that culturally specific services, prevention, and intervention services will be cut at the county level in favor of funding programs that serve people with more acute needs. This concern has been shared by our local non-profits. StarVista, one of the biggest mental health providers in San Mateo County, is taking a proactive stance in educating the public and its funders on potential cuts to their MHSA-funded programs.

## SIXTH AMENDMENT TO EMPLOYMENT AGREEMENT

This Sixth Amendment to Employment Agreement (this “Amendment”) is entered into by and between Sequoia Healthcare District (the “District”) and Pamela Kurtzman as of April 3, 2024 and is based on the following:

A. The District and Ms. Kurtzman previously entered into an employment letter agreement dated October 30, 2017 (the “Employment Agreement”). The terms and benefits of the Employment Agreement became effective on January 1, 2018, when Ms. Kurtzman assumed the position of Chief Executive Officer.

B. The Employment Agreement was modified by a First Amendment to Employment Agreement dated as of April 3, 2019, a Second Amendment dated as of April 1, 2020, a Third Amendment dated as of April 7, 2021, a Fourth Amendment dated as of February 10, 2022, and a Fifth Amendment dated as of February 1, 2023.

C. The District and Ms. Kurtzman agree that it is in the best interests of both parties to modify the terms of the Employment Agreement in the manner described herein.

D. The terms of this Amendment were approved by a majority of the District’s Board of Directors and reported at an open meeting of the Board on April 3, 2024.

Now, therefore, in consideration of the foregoing, and for good and valuable consideration, the parties agree as follows:

1. Base Salary. Ms. Kurtzman’s base salary shall continue at \$295,500 per year. This salary shall be retroactive to January 1, 2024.

2. Cost of Living Supplemental Payment. In addition to the base salary, Ms. Kurtzman shall receive a cost-of-living supplemental payment of \$11,790.45, equivalent to 3.99% of base salary. This supplemental payment shall be paid in a lump sum upon approval of this Amendment and shall not adjust the base salary. The supplemental payment shall be subject to normal withholdings for taxes and Social Security/Medicare.

3. Benefits. Benefits earned shall be calculated on the base salary.

4. Miscellaneous Provisions.

(a) Except as specifically modified by this Amendment, all other provisions of the Employment Agreement, including the First, Second, Third, Fourth and Fifth Amendments, shall remain in full force and effect. Nothing in this Amendment shall in any way alter the “at-will” nature of Ms. Kurtzman’s employment.

(b) This Amendment may be executed in counterparts and by electronic or facsimile signature.

//

//

IN WITNESS WHEREOF, the parties have caused this Amendment to be executed on the date first written above.

---

Aaron Nayfack, M.D.  
President, Board of Directors

---

Pamela Kurtzman  
Chief Executive Officer